



REALiS | LX-SERIES | LV-SERIES

# 2018 CANON PROJECTOR LINE-UP

LCOS AND DLP MODELS



4K LASER

LASER

4K LASER

4K LASER

# BRING CONTENT TO LIFE WITH CANON'S AWARD-WINNING LINE OF PROJECTORS

Canon REALiS, LX and LV-Series projectors are engineered to meet the exacting requirements of professionals who accept nothing but the best. Models are available in a variety of sizes, display technologies, resolutions, throw ratios and light sources, but at the core all share advanced optical and image processing technologies that help deliver outstanding image quality and performance. From the incredible, close-to-life 4K resolution of the 4K600STZ to the long-lasting laser projection of the WUX7000Z, Canon projectors can deliver exceptional stunning content that will leave virtually every audience captivated.



**REALiS** | **LX-SERIES** | **LV-SERIES**  
LCOS PROJECTORS | DLP PROJECTORS | DLP PROJECTORS



# PROFESSIONAL PROJECTION THAT GOES ABOVE AND BEYOND

From a corporate boardroom meeting to a medical training lecture, an eye-catching museum display to a highly realistic flight simulator, Canon offers a range of projectors with professional results that can meet the demands of virtually any application.

Industries including higher education, design and engineering, museums and galleries and many more can depend on Canon projectors to bring their content to life and truly engage audiences, customers and students alike in spaces both large and small.

## Simulation and Training

Creating an immersive, real-life experience is crucial in simulation training. Features such as Marginal Focus keep images projected onto curved surfaces true, while Built-in Edge Blending ensures seamless detail when combining more than one image in an immersive simulation.

## Higher Education

From classrooms to lecture halls, the Canon projector line-up has options to meet educator needs with reliable, durable performance. Brightness will be strong in virtually any lighting situation for all to see clearly and engage in positive, meaningful learning.

## Medical Education and Training

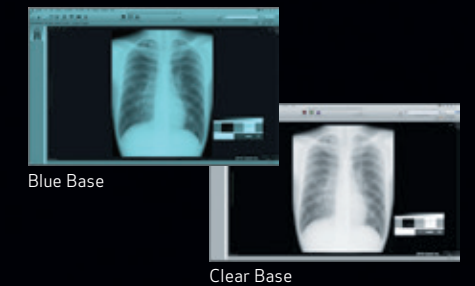
Medical students and teaching hospitals can view medical images such as X-rays using the DICOM® Simulation Mode\* for subtle variance and gradation that increases clarity. Surgical procedure video and more can be shown in outstanding detail with high resolution and brightness for effective learning.

## Design and Engineering

Technical designs and complex engineering need absolute clarity and accurate reproduction to ensure everyone understands the scope and requirements of a project. Canon projectors are powerful enough to bring out even the smallest details and give audiences the clarity and sharpness they demand.

## Museums & Galleries

Canon projectors can help museums bring out the intricate details of fine art and create captivating displays that will stop audiences in their tracks. Stimulate minds and imaginations with faithful color, film-like smoothness and beautifully bright images, however big or small the space.




Corporate



Design & Engineering



Simulation & Training



Museums & Galleries



Planetariums



Medical Education & Training



Higher Education



Houses of Worship



Command & Control



Film & TV



Government

\* Canon projectors with a DICOM® Simulation Mode have not been cleared or approved for medical diagnosis and should not be used for these purposes.

# INTERCHANGEABLE LENS LCOS PROJECTORS



## REALiS 4K6020Z

<b>4K DCI</b> 4096 X 2160	<b>6000</b> Lumens
<b>LCOS TECHNOLOGY</b>	<b>7</b> Lens Options

- LCOS Technology with AISYS-enhancement
- Native 4K DCI Resolution (4096 x 2160)
- 6000 Lumens with up to 22,000:1 Dynamic Contrast Ratio\*2
- Laser Light Source with 20,000 Hours\*3
- Compact and Lightweight Design
- Multiple Genuine Canon Interchangeable Lens Options Provide Exceptional Quality and Flexibility
- High Dynamic Range (HDR) Compatible
- HDBaseT™ & Wi-Fi\*
- Motorized Lens Shift, 4-point Keystone Correction and Lens Position
- Built-in Edge Blending
- Versatile Connectivity including HDMI (x2)
- Multiple Image Modes including DICOM\* Simulation Mode\*1



## REALiS 4K5020Z

<b>4K DCI</b> 4096 X 2160	<b>5000</b> Lumens
<b>LCOS TECHNOLOGY</b>	<b>7</b> Lens Options

- LCOS Technology with AISYS-enhancement
- Native 4K DCI Resolution (4096 x 2160)
- 5000 Lumens with up to 20,000:1 Dynamic Contrast Ratio\*2
- Laser Light Source with 20,000 Hours\*3
- Compact and Lightweight Design
- Multiple Genuine Canon Interchangeable Lens Options Provide Exceptional Quality and Flexibility
- High Dynamic Range (HDR) Compatible
- HDBaseT™ & Wi-Fi\*
- Motorized Lens Shift, 4-point Keystone Correction and Lens Position
- Built-in Edge Blending
- Versatile Connectivity including HDMI (x2)
- Multiple Image Modes including DICOM\* Simulation Mode\*1



## REALiS WUX7000Z

<b>WUXGA</b> 1920 X 1200	<b>7000</b> Lumens
<b>LCOS TECHNOLOGY</b>	<b>6</b> Lens Options

- LCOS Technology with AISYS-enhancement
- Native WUXGA Resolution (1920 x 1200)
- 7000 Lumens with up to 4000:1 Contrast Ratio\*2,6
- Laser Light Source with 20,000 Hours\*3
- Compact and Lightweight Design
- Multiple Genuine Canon Interchangeable Lens Options Provide Exceptional Quality and Flexibility
- High Dynamic Range (HDR) Compatible
- HDBaseT™ & Wi-Fi\*
- Motorized Lens Shift, 4-point Keystone Correction and Lens Position Memory
- Built-in Edge Blending
- Versatile Connectivity including HDMI and DVI
- Multiple Image Modes including DICOM\* Simulation Mode\*1



## REALiS WUX6600Z

<b>WUXGA</b> 1920 X 1200	<b>6600</b> Lumens
<b>LCOS TECHNOLOGY</b>	<b>6</b> Lens Options

- LCOS Technology with AISYS-enhancement
- Native WUXGA Resolution (1920 x 1200)
- 6600 Lumens with up to 4000:1 Contrast Ratio\*2,6
- Laser Light Source with 20,000 Hours\*3
- Compact and Lightweight Design
- Multiple Genuine Canon Interchangeable Lens Options Provide Exceptional Quality and Flexibility
- High Dynamic Range (HDR) Compatible
- HDBaseT™ & Wi-Fi\*
- Motorized Lens Shift, 4-point Keystone Correction and Lens Position Memory
- Built-in Edge Blending
- Versatile Connectivity including HDMI and DVI
- Multiple Image Modes including DICOM\* Simulation Mode\*1



## REALiS WUX5800Z

<b>WUXGA</b> 1920 X 1200	<b>5800</b> Lumens
<b>LCOS TECHNOLOGY</b>	<b>6</b> Lens Options

- LCOS Technology with AISYS-enhancement
- Native WUXGA Resolution (1920 x 1200)
- 5800 Lumens with up to 4000:1 Contrast Ratio\*2,6
- Laser Light Source with 20,000 Hours\*3
- Compact and Lightweight Design
- Multiple Genuine Canon Interchangeable Lens Options Provide Exceptional Quality and Flexibility
- High Dynamic Range (HDR) Compatible
- HDBaseT™ & Wi-Fi\*
- Motorized Lens Shift, 4-point Keystone Correction and Lens Position Memory
- Built-in Edge Blending
- Versatile Connectivity including HDMI and DVI
- Multiple Image Modes including DICOM\* Simulation Mode\*1

## REALiS INTERCHANGEABLE LENS

Compatible with: REALiS 4K6020Z/4K5020Z/WUX7000Z/WUX6600Z/WUX5800Z/WUX7500/WUX6700/WUX5800

LENS								
	THROW RATIO	THROW DISTANCE*5	ZOOM RATIO	IMAGE SIZE	F NUMBER	FOCAL LENGTH	LENS SHIFT	
(17:9)	0.5:1	3.67 ft. (1.12m)	Fixed	40 - 300 in.	F2.4	8.39mm	V: -22% - 83% / H: ±25%	
(16:10)	0.54:1	3.81 ft. (1.16m)	Fixed	40 - 300 in.	F2.0	12.8mm	V: -15% - 75% / H: ±30%	
(17:9)	0.74:1	5.45 ft. (1.66m)	1.5x Optical Zoom (Powered)	40 - 600 in.	F2.09 - 2.34	15.56 - 23.34mm	V: ±7% / H: ±2%	
(16:10)	0.80:1	5.68 ft. (1.73m)	1.5x Optical Zoom (Powered)	40 - 600 in.	F1.89 - 2.65	23.0 - 34.5mm	V: ±11.3% / H: ±4.6%	
(17:9)	0.93 - 1.39:1	6.82 - 10.24 ft. (2.08 - 3.12m)	1.5x Optical Zoom (Powered)	40 - 600 in.	F1.99 - 2.83	34.0 - 57.7mm	V: -22% - 60% / H: ±6%	
(16:10)	1.00 - 1.50:1	7.05 - 10.60 ft. (2.15 - 3.23m)	1.5x Optical Zoom (Powered)	40 - 600 in.	F2.34 - 2.81	53.6 - 105.6mm	V: -15% - 55% / H: ±10%	
(17:9)	1.38 - 2.07:1	10.17 - 15.26 ft. (3.10 - 4.65m)	1.7x Optical Zoom (Powered)	40 - 600 in.	F2.1 - 2.4	22.67 - 39.79mm	V: -22% - 60% / H: ±6%	
(16:10)	1.49 - 2.24:1	10.53 - 15.81 ft. (3.21 - 4.82m)	1.7x Optical Zoom (Powered)	40 - 600 in.	F2.1 - 2.4	22.67 - 39.79mm	V: -15% - 55% / H: ±10%	
(17:9)	2.03 - 3.46:1	15.03 - 25.49 ft. (4.58 - 7.77m)	1.97x Optical Zoom (Powered)	60 - 600 in.	F2.1 - 2.4	22.67 - 39.79mm	V: -22% - 60% / H: ±6%	
(16:10)	2.19 - 3.74:1	15.49 - 26.41 ft. (4.72 - 8.05m)	1.97x Optical Zoom (Powered)	60 - 600 in.	F2.1 - 2.4	22.67 - 39.79mm	V: -15% - 55% / H: ±10%	
(17:9)	3.29 - 6.43:1	24.25 - 47.38 ft. (7.39 - 14.44m)	1.76x Optical Zoom (Powered)	40 - 600 in.	F2.1 - 2.4	22.67 - 39.79mm	V: -22% - 60% / H: ±6%	
(16:10)	3.55 - 6.94:1	25.07 - 49.02 ft. (7.64 - 14.94m)	1.76x Optical Zoom (Powered)	40 - 600 in.	F2.1 - 2.4	22.67 - 39.79mm	V: -15% - 55% / H: ±10%	
(17:9)	1.34 - 2.35:1	9.84 - 17.36 ft. (3.00 - 5.29m)	1.76x Optical Zoom (Powered)	40 - 600 in.	F2.1 - 2.4	22.67 - 39.79mm	V: ±73% / H: ±11%	
(16:10)	—	—	—	—	—	—	—	

\*1 These models include a DICOM\* Simulation Mode. They have not been cleared or approved for medical diagnosis and should not be used for these purposes. \*2 All white; all black. When Iris function is set to "Close 9." \*3 This is an estimated value, actual hours may vary depending on usage and environment. This is not a guarantee of the life span of individual laser diodes. \*4 The RS-SL07RST 4K Standard Zoom Lens is designed only for 4K6020Z and 4K5020Z. \*5 Calculated value for 100-inch image. \*6 When The RS-SL01ST Standard Zoom Lens used. \*7 All white; all black. When The RS-SL01ST Standard Zoom Lens used. When Lamp Control is "ON." \*8 When "Power Saver 2" applied.



## REALiS WUX7500

<b>WUXGA</b> 1920 X 1200	<b>7500</b> Lumens
<b>LCOS TECHNOLOGY</b>	<b>6</b> Lens Options

- LCOS Technology with AISYS-enhancement
- Native WUXGA Resolution (1920 x 1200)
- 7500 Lumens with up to 2000:1 Contrast Ratio\*7
- Multiple Genuine Canon Interchangeable Lens Options Provide Exceptional Quality and Flexibility
- HDBaseT™ & Wi-Fi\*
- Motorized Lens Shift, 4-point Keystone Correction and Lens Position Memory
- Built-in Edge Blending
- Quiet Operation as Low as 27dB\*8
- Versatile Connectivity including HDMI and DVI
- Network Management including Crestron Connectivity, Extron Connectivity and AMX
- Multiple Image Modes including DICOM\* Simulation Mode\*1



## REALiS WUX6700

<b>WUXGA</b> 1920 X 1200	<b>6700</b> Lumens
<b>LCOS TECHNOLOGY</b>	<b>6</b> Lens Options

- LCOS Technology with AISYS-enhancement
- Native WUXGA Resolution (1920 x 1200)
- 6700 Lumens with up to 2000:1 Contrast Ratio\*7
- Multiple Genuine Canon Interchangeable Lens Options Provide Exceptional Quality and Flexibility
- HDBaseT™ & Wi-Fi\*
- Motorized Lens Shift, 4-point Keystone Correction and Lens Position Memory
- Built-in Edge Blending
- Quiet Operation as Low as 27dB\*8
- Versatile Connectivity including HDMI and DVI
- Network Management including Crestron Connectivity, Extron Connectivity and AMX
- Multiple Image Modes including DICOM\* Simulation Mode\*1



## REALiS WUX5800

<b>WUXGA</b> 1920 X 1200	<b>5800</b> Lumens
<b>LCOS TECHNOLOGY</b>	<b>6</b> Lens Options

- LCOS Technology with AISYS-enhancement
- Native WUXGA Resolution (1920 x 1200)
- 5800 Lumens with up to 2000:1 Contrast Ratio\*7
- Multiple Genuine Canon Interchangeable Lens Options Provide Exceptional Quality and Flexibility
- HDBaseT™ & Wi-Fi\*
- Motorized Lens Shift, 4-point Keystone Correction and Lens Position Memory
- Built-in Edge Blending
- Quiet Operation as Low as 27dB\*8
- Versatile Connectivity including HDMI and DVI
- Network Management including Crestron Connectivity, Extron Connectivity and AMX
- Multiple Image Modes including DICOM\* Simulation Mode\*1

## INTERCHANGEABLE LENS LCOS PROJECTORS



**REALiS** WUX6500  
WUX6500 D

<b>WUXGA</b> 1920 X 1200	<b>6500</b> Lumens
<b>LCOS</b> TECHNOLOGY	<b>5</b> Lens Options

- LCOS Technology with AISYS-enhancement
- Native WUXGA Resolution (1920 x 1200)
- 6500 Lumens with up to 2000:1 Contrast Ratio<sup>\*2</sup>
- Multiple Genuine Canon Interchangeable Lens Options Provide Exceptional Quality and Flexibility
- HDBaseT™
- Motorized Lens Shift, 4-point Keystone Correction and Lens Position Memory
- Built-in Edge Blending
- Versatile Connectivity including HDMI and DVI
- Network Management including Crestron Connectivity and AMX Device Discovery
- WUX6500 D Features DICOM® Simulation Mode<sup>\*1</sup>



**REALiS** WUX6010  
WUX6010 D

<b>WUXGA</b> 1920 X 1200	<b>6000</b> Lumens
<b>LCOS</b> TECHNOLOGY	<b>5</b> Lens Options

- LCOS Technology with AISYS-enhancement
- Native WUXGA Resolution (1920 x 1200)
- 6000 Lumens with up to 2000:1 Contrast Ratio
- Multiple Genuine Canon Interchangeable Lens Options Provide Exceptional Quality and Flexibility
- HDBaseT™
- Motorized Lens Shift, 4-point Keystone Correction and Lens Position Memory
- Built-in Edge Blending
- Versatile Connectivity including HDMI and DVI
- Network Management including Crestron Connectivity and AMX Device Discovery
- WUX6010 D Features DICOM® Simulation Mode<sup>\*1</sup>

## REALiS INTERCHANGEABLE LENS OPTIONS

Compatible with: REALiS WUX6500/WUX6500 D/WUX6010/WUX6010 D

LENS					
THROW RATIO <sup>*3</sup>	0.80:1	1.00 – 1.50:1	1.49 – 2.24:1	2.19 – 3.74:1	3.55 – 6.94:1
THROW DISTANCE <sup>*3</sup>	5.5 ft. (1.7m)	7.2 – 10.4 ft. (2.2 – 3.2m)	10.5 – 15.7 ft. (3.2 – 4.8m)	15.4 – 26.2 ft. (4.7 – 8.0m)	24.9 – 48.8 ft. (7.6 – 14.9m)
ZOOM RATIO	Fixed	1.5x Optical Zoom (Powered)	1.5x Optical Zoom (Powered)	1.7x Optical Zoom (Powered)	1.95x Optical Zoom (Powered)
IMAGE SIZE	40 – 300 in.	40 – 600 in.	40 – 600 in.	40 – 600 in.	60 – 600 in.
F NUMBER	F2.0	F2.09 – 2.34	F1.89 – 2.65	F1.99 – 2.83	F2.34 – 2.81
FOCAL LENGTH	12.8mm	15.56 – 23.34mm	23.0 – 34.5mm	34.0 – 57.7mm	53.6 – 105.6mm
LENS SHIFT <sup>*4</sup>	V: ±5% / H: ±2%	V: -15% – 55% / H: ±10%	V: -15% – 55% / H: ±10%	V: -15% – 55% / H: ±10%	V: -15% – 55% / H: ±10%

<sup>\*1</sup> These models include a DICOM® Simulation Mode (available only in D models if there is a D model available). They have not been cleared or approved for medical diagnosis and should not be used for these purposes. <sup>\*2</sup> When the Lamp Control Mode is ON. <sup>\*3</sup> Calculated value for 100-inch image. <sup>\*4</sup> The maximum upward shift and the maximum horizontal shift cannot be used simultaneously.

## NON-INTERCHANGEABLE LENS LCOS PROJECTORS



**REALiS** 4K600STZ<sup>\*1</sup>

<b>4K</b> 4096 X 2400	<b>6000</b> Lumens
<b>LCOS</b> TECHNOLOGY	<b>1.0 – 1.3:1</b> Throw Ratio

- Native 4K Resolution (4096 x 2400)
- Up to 6000 Lumens and up to 10,000:1 Dynamic Contrast Ratio<sup>\*5</sup>
- Laser Light Source with 20,000 Hours<sup>\*7</sup>
- Compact and Lightweight Design
- LCOS Technology with AISYS-enhancement
- Genuine Canon Short Focus Zoom Lens with Consistent Brightness throughout 1.3x Zoom Range
- Dual Image Engines for Highly Complex Image Processing including Uncompressed 4K 60p Playback
- High Dynamic Range (HDR) Compatible
- Advanced Professional Calibration Settings
- Multiple Image Modes<sup>\*9</sup> including DICOM® Simulation Mode<sup>\*1</sup>

<sup>\*1</sup> This model is also available without Wi-Fi\* as the 4K601STZ.



**REALiS** 4K600Z<sup>\*2</sup>

<b>4K</b> 4096 X 2400	<b>6000</b> Lumens
<b>LCOS</b> TECHNOLOGY	<b>1.3 – 2.4:1</b> Throw Ratio

- Native 4K Resolution (4096 x 2400)
- Up to 6000 Lumens and up to 10,000:1 Dynamic Contrast Ratio<sup>\*5</sup>
- Laser Light Source with 20,000 Hours<sup>\*7</sup>
- Compact and Lightweight Design
- LCOS Technology with AISYS-enhancement
- Genuine Canon Standard Zoom Lens with Consistent Brightness throughout 1.76x Zoom Range
- Dual Image Engines for Highly Complex Image Processing including Uncompressed 4K 60p Playback
- High Dynamic Range (HDR) Compatible
- Advanced Professional Calibration Settings
- Multiple Image Modes<sup>\*9</sup> including DICOM® Simulation Mode<sup>\*1</sup>

<sup>\*2</sup> This model is also available without Wi-Fi\* as the 4K601Z.



**REALiS** 4K501ST

<b>4K</b> 4096 X 2400	<b>5000</b> Lumens
<b>LCOS</b> TECHNOLOGY	<b>1.0 – 1.3:1</b> Throw Ratio

- LCOS Technology with AISYS-enhancement
- Native 4K Resolution (4096 x 2400)
- 5000 Lumens<sup>\*6</sup> with up to 3000:1 Contrast Ratio
- Throw Ratio: 1.0–1.3:1
- Genuine Canon Short Focus Zoom Lens with Consistent Brightness throughout 1.3x Zoom Range
- Compact Design, Motorized Lens Shift, Marginal Focus and 360-degree Vertical Installation<sup>\*8</sup>
- Dual Image Engines for Highly Complex Image Processing including Uncompressed 4K 60p Playback
- Multiple Image Modes including DICOM® Simulation Mode<sup>\*1</sup>
- Built-in Edge Blending and Multi Projection
- Versatile Connectivity including HDMI 2.0 (x2) and DVI (x4)



**REALiS** WUX500ST  
WUX500ST D

<b>WUXGA</b> 1920 X 1200	<b>5000</b> Lumens
<b>LCOS</b> TECHNOLOGY	<b>0.56:1</b> Throw Ratio

- LCOS Technology with AISYS-enhancement
- Native WUXGA Resolution (1920 x 1200)
- 5000 Lumens with up to 2000:1 Contrast Ratio
- Short Throw Capability with 0.56:1 Throw Ratio
- Genuine Canon Lens with 0–75% Vertical Lens Shift for Flexible Installation
- HDBaseT™ & Wi-Fi®
- Compact Design, 4-point Keystone Correction and Manual Lens Shift
- Built-in Edge Blending
- Versatile Connectivity including HDMI and DVI
- Network Management including Crestron Connectivity and AMX Device Discovery
- WUX500ST D Features DICOM® Simulation Mode<sup>\*1</sup>



**REALiS** WUX500  
WUX500 D

<b>WUXGA</b> 1920 X 1200	<b>5000</b> Lumens
<b>LCOS</b> TECHNOLOGY	<b>1.39 – 2.51:1</b> Throw Ratio

- LCOS Technology with AISYS-enhancement
- Native WUXGA Resolution (1920 x 1200)
- 5000 Lumens with up to 2000:1 Contrast Ratio
- Throw Ratio: 1.39–2.51:1
- HDBaseT™ & Wi-Fi®
- Genuine Canon Lens with Consistent Brightness throughout 1.8x Zoom Range
- Compact Design, 4-point Keystone Correction and Manual Lens Shift
- Built-in Edge Blending
- Versatile Connectivity including HDMI and DVI
- Network Management including Crestron Connectivity and AMX Device Discovery
- WUX500 D Features DICOM® Simulation Mode<sup>\*1</sup>



**REALiS** WUX450ST  
WUX450ST D

<b>WUXGA</b> 1920 X 1200	<b>4500</b> Lumens
<b>LCOS</b> TECHNOLOGY	<b>0.56:1</b> Throw Ratio

- LCOS Technology with AISYS-enhancement
- Native WUXGA Resolution (1920 x 1200)
- 4500 Lumens with up to 2000:1 Contrast Ratio
- Short Throw Capability with 0.56:1 Throw Ratio
- Genuine Canon Lens with 0–75% Vertical Lens Shift for Flexible Installation
- HDBaseT™ & Wi-Fi®
- Compact Design, 4-point Keystone Correction and Manual Lens Shift
- Built-in Edge Blending
- Versatile Connectivity including HDMI and DVI
- Network Management including Crestron Connectivity and AMX Device Discovery
- WUX450ST D Features DICOM® Simulation Mode<sup>\*1</sup>

<sup>\*5</sup> Up to 4000:1 native contrast ratio when iris function is set to "Close 3" <sup>\*6</sup> When in Presentation Mode and lamp is set to Full Power Mode. <sup>\*7</sup> This is not a guarantee of the life span of individual laser diodes. <sup>\*8</sup> When standing the projector straight up or down, the lamp life may be shortened. <sup>\*9</sup> Available image modes vary to some extent depending on the selected input signal and setting.

## INTERCHANGEABLE LENS DLP PROJECTORS

## LX-SERIES



### LX-MU800Z<sup>\*1</sup>

<b>WUXGA</b> 1920 X 1200	<b>8000</b> Lumens
<b>DLP</b> TECHNOLOGY	<b>8</b> Lens Options

- 8000 Lumens with up to 10500:1<sup>\*2</sup> Contrast Ratio
- Laser Light Source with 20,000 Hours (Low Total Cost of Ownership)
- Native WUXGA Resolution (1920 x 1200)
- DLP<sup>®</sup> Technology
- Eight Interchangeable Lens Options
- Motorized Lens Shift, Zoom and Focus
- Portrait Projection
- Versatile Connectivity including HDMI, 3G-SDI, DVI and HDBaseT<sup>™</sup>
- Network Management including Crestron Connectivity, Extron Connectivity and AMX Device Discovery



### LX-MU700

<b>WUXGA</b> 1920 X 1200	<b>7500</b> Lumens
<b>DLP</b> TECHNOLOGY	<b>8</b> Lens Options

- 7500 Lumens with up to 2100:1<sup>\*3</sup> Contrast Ratio
- Dual Lamp System
- Native WUXGA Resolution (1920 x 1200)
- DLP<sup>®</sup> Technology
- Eight Interchangeable Lens Options
- Motorized Lens Shift, Zoom and Focus
- Two Interchangeable Color Wheels (Brightness vs. Color Priority)
- Versatile Connectivity including HDMI and DVI
- Network Management including Crestron Connectivity and AMX Device Discovery

## LX-SERIES INTERCHANGEABLE LENS OPTIONS

Compatible with: LX-MU800Z/MU700

LENS								
THROW RATIO <sup>*4</sup>	0.75 - 0.93:1	0.76:1	1.07 - 1.61:1	1.25 - 1.79:1	1.73 - 2.27:1	2.22 - 3.67:1	3.58 - 5.38:1	5.31 - 8.26:1
THROW DISTANCE <sup>*5</sup>	5.31 - 6.69 ft. (1.62 - 2.04m)	5.44 ft. (1.66m)	7.57 - 11.38 ft. (2.31 - 3.47m)	8.89 - 12.72 ft. (2.71 - 3.88m)	12.23 - 16.14 ft. (3.73 - 4.92m)	15.74 - 26.24 ft. (4.8 - 8m)	25.36 - 38.38 ft. (7.73 - 11.7m)	37.66 - 59.28 ft. (11.48 - 18.07m)
ZOOM RATIO	1.25x Optical Zoom	Fixed	1.5x Optical Zoom	1.41x Optical Zoom	1.3x Optical Zoom	1.65x Optical Zoom	1.5x Optical Zoom	1.55x Optical Zoom
IMAGE SIZE <sup>*6</sup>	40 - 500 in.	40 - 500 in.	40 - 500 in.	40 - 500 in.	40 - 500 in.	40 - 500 in.	40 - 500 in.	40 - 500 in.
F NUMBER	F1.96 - 2.3	F1.85	F2.11 - 2.37	F1.85 - 2.5	F1.7 - 1.9	F1.86 - 2.48	F1.85 - 2.41	F1.85 - 2.48
FOCAL LENGTH	11.3 - 14.1mm	11.6mm	15.73 - 23.59mm	18.7 - 26.5mm	26 - 34mm	32.9 - 54.2mm	52.9 - 79.1mm	78.5 - 121.9mm
LENS SHIFT <sup>*7</sup>	V: 0 - 50% / H: ±6.7%	V: 0% / H: ±0%	V: 0 - 50% / H: ±10%	V: 0 - 50% / H: ±10%	V: 0 - 50% / H: ±10%	V: 0 - 50% / H: ±10%	V: 0 - 50% / H: ±10%	V: 0 - 50% / H: ±10%

<sup>\*1</sup> Class 3R laser product per IEC 60825-1:2007. <sup>\*2</sup> 10500:1 with Dynamic Contrast on and 1050 with Dynamic Contrast off. <sup>\*3</sup> When using Dual Lamps, Standard Zoom Lens LX-IL03ST, 6 Segment-BRT color wheel and Lamp Mode is Normal. <sup>\*4</sup> Calculated value for 80-inch image. <sup>\*5</sup> Calculated value for 100-inch image. <sup>\*6</sup> Indicates focus ability range in this chart. Optical feature guaranteed range is: 50-300 in. <sup>\*7</sup> The maximum upward shift and the maximum horizontal shift cannot be used simultaneously.

## NON-INTERCHANGEABLE LENS DLP PROJECTORS

## LX-SERIES



### LX-MH502Z

<b>4K UHD</b> 3840 X 2160	<b>5000</b> Lumens
<b>DLP</b> TECHNOLOGY	<b>1.36 - 2.18:1</b> Throw Ratio

- 5000 Lumens with 50,000:1<sup>\*9</sup> Contrast Ratio
- Laser Light Source with 20,000 Hours<sup>\*10</sup>
- 4K UHD Resolution (3840 x 2160)
- DLP<sup>®</sup> Technology
- High Dynamic Range (HDR) Compatible
- Advanced Image Quality Adjustments Settings for Enhanced Image Reproduction
- Multiple Image Modes including DICOM<sup>®</sup> Simulation Mode<sup>\*8</sup>
- Versatile Connectivity including HDBaseT<sup>™</sup> and Dual HDMI
- Network Management including Crestron RoomView and AMX Device Discovery



### LX-MU500Z

<b>WUXGA</b> 1920 X 1200	<b>5000</b> Lumens
<b>DLP</b> TECHNOLOGY	<b>1.36 - 2.18:1</b> Throw Ratio

- 5000 Lumens with 50,000:1<sup>\*9</sup> Contrast Ratio
- Laser Light Source with 20,000 Hours<sup>\*10</sup>
- Native WUXGA Resolution (1920 x 1200)
- DLP<sup>®</sup> Technology
- High Dynamic Range (HDR) Compatible
- Advanced Image Quality Adjustments Settings for Enhanced Image Reproduction
- Multiple Image Modes including DICOM<sup>®</sup> Simulation Mode<sup>\*8</sup>
- Versatile Connectivity including HDBaseT<sup>™</sup> and Dual HDMI with MHL<sup>\*11,12</sup> Support
- Network Management including Crestron RoomView and AMX Device Discovery



### LX-MU500 LX-MW500

<b>WUXGA</b> 1920 X 1200	<b>5000</b> Lumens	<b>WXGA</b> 1280 X 800	<b>5000</b> Lumens
<b>DLP</b> TECHNOLOGY	<b>1.12 - 1.80:1</b> Throw Ratio	<b>DLP</b> TECHNOLOGY	<b>1.07 - 1.71:1</b> Throw Ratio

- 5000 Lumens
- LX-MU500: Up to 2500:1 Contrast Ratio  
Native WUXGA Resolution (1920 x 1200)
- LX-MW500: Up to 3750:1 Contrast Ratio  
Native WXGA Resolution (1280 x 800)
- DLP<sup>®</sup> Technology with BrilliantColor<sup>™</sup> System
- Advanced Image Quality Adjustments Settings for Enhanced Image Reproduction
- Compact Size and Flexible Placement Options
- Multiple Image Modes including DICOM<sup>®</sup> Simulation Mode<sup>\*8</sup>
- Versatile Connectivity including Dual HDMI with MHL<sup>\*11,12</sup> Support
- Simplified Maintenance
- 3D Ready
- 10W Built-in Speaker

## NON-INTERCHANGEABLE LENS DLP PROJECTORS

## LV-SERIES



### LV-HD420

<b>FULL HD</b> 1920 X 1080	<b>4200</b> Lumens
<b>DLP</b> TECHNOLOGY	<b>1.39 - 2.09:1</b> Throw Ratio

- DLP<sup>®</sup> Technology with BrilliantColor<sup>™</sup> System
- Native Full HD Resolution (1920 x 1080)
- 4200 Lumens with up to 8000:1 Contrast Ratio<sup>\*13</sup>
- 1.5x Optical Zoom Lens
- Flexible Connectivity including Dual HDMI with MHL<sup>\*11,12</sup> Support













### LV-X420

<b>XGA</b> 1024 X 768	<b>4200</b> Lumens
<b>DLP</b> TECHNOLOGY	<b>1.83 - 2.75:1</b> Throw Ratio

- DLP<sup>®</sup> Technology with BrilliantColor<sup>™</sup> System
- Native XGA Resolution (1024 x 768)
- 4200 Lumens with up to 10,000:1 Contrast Ratio<sup>\*13</sup>
- 1.5x Optical Zoom Lens
- Flexible Connectivity including Dual HDMI with MHL<sup>\*11,12</sup> Support

<sup>\*8</sup> These models include a DICOM<sup>®</sup> Simulation Mode. These models have not been cleared or approved for medical diagnosis and should not be used for these purposes. <sup>\*9</sup> Full white, full black, Image mode set to presentation. Light source turns off when full black is projected. Dynamic contrast ratio. <sup>\*10</sup> This is an estimated value, actual hours may vary depending on usage and environment. This is not a guarantee of the life span of individual laser diodes. <sup>\*11</sup> Only one HDMI port is equipped with MHL. <sup>\*12</sup> To utilize the MHL interface, a MHL cable is needed. Certain functions may not perform depending on the type of MHL connection. Wireless remote does not operate while using the projector with an MHL device. <sup>\*13</sup> Full white, full black, lamp level changes by following a brightness characteristic of an image.















**SPECIFICATIONS CHART**

SERIES		REALiS									
LENS-TYPE		INTERCHANGEABLE LENS									
PRODUCT	 <b>REALiS 4K6020Z</b>	 <b>REALiS 4K5020Z</b>	 <b>REALiS WUX7000Z</b>	 <b>REALiS WUX6600Z</b>	 <b>REALiS WUX5800Z</b>	 <b>REALiS WUX7500</b>	 <b>REALiS WUX6700</b>	 <b>REALiS WUX5800</b>	 <b>REALiS WUX6500 WUX6500 D</b>	 <b>REALiS WUX6010 WUX6010 D</b>	
ITEM CODE	2504C002 <sup>#1</sup>	2503C002 <sup>#1</sup>	2502C002 <sup>#1</sup>	2501C002 <sup>#1</sup>	2500C002 <sup>#1</sup>	2499C002 <sup>#1</sup>	2498C002 <sup>#1</sup>	2497C002 <sup>#1</sup>	1876C002 <sup>#1</sup> 1876C005 (D Model) <sup>#1</sup>	0867C002 <sup>#1</sup> 0867C009 (D Model) <sup>#1</sup>	
BRIGHTNESS	6000 Lumens 3600/2400 Lumens <sup>#2,3,4</sup>	5000 Lumens 3000/2000 Lumens <sup>#2,3,4</sup>	7000 Lumens 4900/3500 Lumens <sup>#2,3,4</sup>	6600 Lumens 4620/3300 Lumens <sup>#2,3,4</sup>	5800 Lumens 4060/2900 Lumens <sup>#2,3,4</sup>	7500 Lumens 5200/4500 Lumens <sup>#4,12</sup>	6700 Lumens 5200/4500 Lumens <sup>#4,12</sup>	5800 Lumens 5200/4500 Lumens <sup>#4,12</sup>	6500 Lumens 5270 Lumens <sup>#13</sup>	6000 Lumens 4660 Lumens <sup>#13</sup>	
NATIVE RESOLUTION	4096 x 2160 (4K DCI)		1920 x 1200 (WUXGA)			1920 x 1200 (WUXGA)		1920 x 1200 (WUXGA)			
CONTRAST	22,000:1 <sup>#5</sup> / 4000:1 <sup>#6,7</sup>	20,000:1 <sup>#5</sup> / 3600:1 <sup>#6,7</sup>	20,000:1 / 4000:1 <sup>#6,7</sup>			2000:1 <sup>#4,6,14</sup>		2000:1 <sup>#5</sup>			
LIGHT SOURCE	Laser			Laser			Lamp			Lamp	
TECHNOLOGY	LCOS			LCOS			LCOS			LCOS	
LENS	THROW DISTANCE	7 OPTIONAL INTERCHANGEABLE LENSES			6 OPTIONAL INTERCHANGEABLE LENSES			6 OPTIONAL INTERCHANGEABLE LENSES			5 OPTIONAL INTERCHANGEABLE LENSES
	THROW RATIO <sup>#8</sup>	<ul style="list-style-type: none"> <li>• ULTRA SHORT FIXED LENS RS-SL06UW</li> <li>• SHORT FIXED LENS RS-SL03WF</li> <li>• SHORT ZOOM LENS RS-SL05WZ</li> <li>• 4K STANDARD ZOOM LENS RS-SL07RST</li> <li>• STANDARD ZOOM LENS RS-SL01ST</li> <li>• LONG ZOOM LENS RS-SL02LZL</li> <li>• ULTRA LONG ZOOM LENS RS-SL04UL</li> </ul>			<ul style="list-style-type: none"> <li>• ULTRA SHORT FIXED LENS RS-SL06UW</li> <li>• SHORT FIXED LENS RS-SL03WF</li> <li>• SHORT ZOOM LENS RS-SL05WZ</li> <li>• STANDARD ZOOM LENS RS-SL01ST</li> <li>• LONG ZOOM LENS RS-SL02LZL</li> <li>• ULTRA LONG ZOOM LENS RS-SL04UL</li> </ul>			<ul style="list-style-type: none"> <li>• ULTRA SHORT FIXED LENS RS-SL06UW</li> <li>• SHORT FIXED LENS RS-SL03WF</li> <li>• SHORT ZOOM LENS RS-SL05WZ</li> <li>• STANDARD ZOOM LENS RS-SL01ST</li> <li>• LONG ZOOM LENS RS-SL02LZL</li> <li>• ULTRA LONG ZOOM LENS RS-SL04UL</li> </ul>			<ul style="list-style-type: none"> <li>• ULTRA WIDE ANGLE LENS RS-IL03WF</li> <li>• SHORT FOCUS ZOOM LENS RS-IL05WZ</li> <li>• STANDARD ZOOM LENS RS-IL01ST</li> <li>• LONG FOCUS ZOOM LENS RS-IL02LZ</li> <li>• ULTRA LONG FOCUS ZOOM LENS RS-IL04UL</li> </ul>
	ZOOM RATIO <sup>#9</sup>										
	IMAGE SIZE										
	F NUMBER										
	FOCAL LENGTH										
	LENS SHIFT	See lens chart on INTERCHANGEABLE LENS LCOS PROJECTORS line-up page for more information			See lens chart on INTERCHANGEABLE LENS LCOS PROJECTORS line-up page for more information			See lens chart on INTERCHANGEABLE LENS LCOS PROJECTORS line-up page for more information			See lens chart on INTERCHANGEABLE LENS LCOS PROJECTORS line-up page for more information.
IMAGE MODES	Standard, Presentation, Dynamic, Photo / sRGB, Video, User 1 - 5, DICOM <sup>®</sup> SIM <sup>#10</sup>			Standard, Presentation, Dynamic, Vivid Photo, Video, Cinema, Photo / sRGB, User 1 - 5, DICOM <sup>®</sup> SIM <sup>#10</sup>			Standard, Presentation, Dynamic, Vivid Photo, Video, Cinema, Photo / sRGB, User 1 - 5, DICOM <sup>®</sup> SIM <sup>#10</sup>			Standard, Presentation, Dynamic, Video, Cinema, Photo / sRGB, Vivid Photo, User 1-5, DICOM <sup>®</sup> SIM <sup>#10</sup>	
INPUTS	HDMI	Digital PC / Digital Video Input (x2)			Digital PC / Digital Video Input			Digital PC / Digital Video Input			Digital PC / Digital Video Input
	DisplayPort	-			Digital PC / Digital Video Input			Digital PC / Digital Video Input			-
	DVI	-			DVI-I: Analog PC / Digital PC Input			DVI-I: Analog PC / Digital PC Input			DVI-I: Analog PC / Digital PC Input
	RJ-45	Network (1000BASE-T / 100BASE-TX / 10BASE-T)			Network (1000BASE-T / 100BASE-TX / 10BASE-T)			Network (1000BASE-T / 100BASE-TX / 10BASE-T)			Network (1000BASE-T / 100BASE-TX / 10BASE-T)
	MINI D-SUB 15	-			Analog PC2 / Component Video Input			Analog PC2 / Component Video Input			Analog PC / Component Video Input
	MINI JACK	Audio Output x1, DC 12V Trigger, Wired Remote Control Connection			Audio Input x1, Audio Output x1, Wired Remote Control Connection			Audio Input x1, Audio Output x1, Wired Remote Control Connection			Audio Input x2, Audio Output x1, Wired Remote Control Connection
	DSUB9	RS-232C Control			RS-232C Control			RS-232C Control			RS-232C Control
	USB TYPE A	USB Connection			USB Connection			USB Connection			USB Connection / JPEG Still Images
	USB TYPE B	-			-			-			-
	Wi-Fi <sup>®</sup>	802.11 b/g/n			802.11 b/g/n			802.11 b/g/n			-
	HDBaseT <sup>™</sup>	Image, Audio and Control Signal			Image, Audio and Control Signal			Image, Audio and Control Signal			Image, Audio and Control Signal
OTHERS	-			-			-			-	
INTERNAL SPEAKER	-			1W Built-in Stereo Speakers			1W Built-in Stereo Speakers			5W Built-in Mono Speakers	
LAMP LIFE (UP TO)	Up to 20,000 Hours <sup>#11</sup>			Up to 20,000 Hours <sup>#11</sup>			3000 Hours / 4000 Hours / 3000 Hours <sup>#12</sup>		3500 Hours / 4000 Hours / 3000 Hours <sup>#12</sup>		3000 Hours / 4000 Hours <sup>#13</sup>
FAN NOISE	38dB / 33dB / 29dB <sup>#2</sup>	37dB / 32dB / 29dB <sup>#2</sup>	36dB / 32dB / 29dB <sup>#2</sup>		35dB / 32dB / 29dB <sup>#2</sup>	40dB / 29dB / 27dB <sup>#12</sup>	37dB / 29dB / 27dB <sup>#12</sup>	35dB / 29dB / 27dB <sup>#12</sup>	43dB / 39dB <sup>#13</sup>	40dB / 36dB <sup>#13</sup>	
POWER CONSUMPTION	620W <sup>#2</sup>	550W <sup>#2</sup>	540W <sup>#2</sup>	525W <sup>#2</sup>	485W <sup>#2</sup>	430W / 300W / 262W <sup>#12</sup>	386W / 300W / 262W <sup>#12</sup>	343W / 300W / 262W <sup>#12</sup>	500W / 410W <sup>#13</sup>	465W / 370W <sup>#13</sup>	
DIMENSIONS (W x H x D)	18.8" x 7.7" x 21.4"			19" x 7.7" x 21.4"			19" x 7.7" x 20"			15.0" x 6.7" x 16.9"	
WEIGHT	41.8 lbs. (19.0kg)			37.4 lbs. (17.0kg)			28.6 lbs. (13.0kg)			18.7 lbs. (8.4kg)	

<sup>#1</sup> Interchangeable lens models do not include lens. When ordering use referenced item codes. <sup>#2</sup> There are three light modes: Normal, Quiet 1 and Quiet 2. The luminance values for modes other than Normal are calculated and are not guaranteed as specifications. <sup>#3</sup> When in Presentation Mode. <sup>#4</sup> When the RS-SL01ST Standard Zoom Lens used. <sup>#5</sup> When using Dynamic Contrast function. <sup>#6</sup> All white; all black. <sup>#7</sup> When Iris function is set to "Close 9." <sup>#8</sup> Calculated value for 100-inch image. <sup>#9</sup> Calculated value for 80-inch image. <sup>#10</sup> These models include a DICOM<sup>®</sup> Simulation Mode (available only in D models if there is a D model available). They have not been cleared or approved for medical diagnosis and should not be used for these purposes.

<sup>#11</sup> This is an estimated value, actual hours may vary depending on usage and environment. This is not a guarantee of the life span of individual laser diodes. <sup>#12</sup> There are three light modes: Full Power, Power Saver 1 and Power Saver 2. The luminance values for modes other than Full Power are calculated and are not guaranteed as specifications. <sup>#13</sup> There are two light modes: Full Power and Power Saver. <sup>#14</sup> When Lamp Control is "ON". <sup>#15</sup> Lamp control function is on. Calculated with "RS-IL01ST" (lens sold separately).

**SPECIFICATIONS CHART**

SERIES	REALiS						LX						LV		
LENS-TYPE	NON-INTERCHANGEABLE LENS						INTERCHANGEABLE LENS		NON-INTERCHANGEABLE LENS				NON-INTERCHANGEABLE LENS		
PRODUCT	 <b>REALiS 4K600STZ</b>	 <b>REALiS 4K600Z</b>	 <b>REALiS 4K501ST</b>	 <b>REALiS WUX500ST WUX500ST D</b>	 <b>REALiS WUX500 D</b>	 <b>REALiS WUX450ST D</b>	 <b>LX-MU800Z</b>	 <b>LX-MU700</b>	 <b>LX-MH502Z</b>	 <b>LX-MU500Z</b>	 <b>LX-MU500</b>	 <b>LX-MW500</b>	 <b>LV-HD420</b>	 <b>LV-X420</b>	
ITEM CODE	1955C002	2423C002	1639C002	2136C002 2136C005 (D Model)	0071C002 0071C011 (D Model)	1204C002 1204C008 (D Model)	1318C002 <sup>a12</sup>	0905C002 <sup>a12</sup>	3576C002	2632C002	1033C002	0967C002	1905C002	1906C002	
BRIGHTNESS	6000 Lumens 4560 / 2400 Lumens <sup>a1,2</sup>		5000 Lumens 3750 Lumens <sup>a3</sup>	5000 Lumens 3460 Lumens <sup>a3</sup>	5000 Lumens 3800 Lumens <sup>a3</sup>	4500 Lumens 3460 Lumens <sup>a3</sup>	8000 Lumens	7500 Lumens 3750 Lumens <sup>a13</sup>	5000 Lumens 3750 Lumens <sup>a14</sup>	5000 Lumens 3750 Lumens <sup>a14</sup>	5000 Lumens 4000 Lumens <sup>a14</sup>		4200 Lumens 3360 Lumens <sup>a14</sup>		
NATIVE RESOLUTION	4096 x 2400 (4K)			1920 x 1200 (WUXGA)			1920 x 1200 (WUXGA)		3840 x 2160 (4K UHD)	1920 x 1200 (WUXGA)		1280 x 800 (WXGA)	1920 x 1080 (FULL HD)	1024 x 768 (XGA)	
CONTRAST	10,000:1 <sup>a4</sup> / 4000:1 <sup>a5</sup>		3000:1 <sup>a6</sup>	2000:1 <sup>a6</sup>			1050:1 / 10500:1 <sup>a15</sup>	2100:1	50,000:1	50000:1 <sup>a16</sup>	2500:1	3750:1	8000:1 <sup>a17</sup>	10,000:1 <sup>a17</sup>	
LIGHT SOURCE	Laser		Lamp	Lamp			Laser	Lamp (Dual)	Laser	Laser	Lamp		Lamp		
TECHNOLOGY	LCOS			LCOS			DLP		DLP		DLP		DLP		
LENS	THROW DISTANCE	2.9 – 58.0 ft. (0.9 – 17.7m)	3.9 – 101.4 ft. (1.2 – 30.9m)	2.9 – 58.0 ft. (0.9 – 17.7m)	1.15 – 11.94 ft. (0.35 – 3.64m)	3.9 – 53.1 ft. (1.2 – 16.2m)	1.15 – 11.94 ft. (0.35 – 3.64m)	<b>8 OPTIONAL INTERCHANGEABLE LENSES</b> • ULTRA WIDE ZOOM LENS LX-IL01UW • SHORT FIXED LENS LX-IL07WF • WIDE ZOOM LENS LX-IL08WZ • WIDE ZOOM LENS LX-IL02WZ • STANDARD ZOOM LENS LX-IL03ST • MIDDLE ZOOM LENS LX-IL04MZ • LONG ZOOM LENS LX-IL05LZ • ULTRA LONG ZOOM LENS LX-IL06JL See lens chart on INTERCHANGEABLE LENS DLP PROJECTORS line-up page for more information.		1.15 – 11.94 ft. (0.35 – 3.64m)	W: 5.7 – 28.7 ft. (1.75 – 8.74m) T: 9.2 – 30.6 ft. (2.80 – 9.32m)	W: 4.5 – 18 ft. (1.4 – 5.5m) T: 7.2 – 18 ft. (2.2 – 5.5m)	W: 4.5 – 19 ft. (1.4 – 5.8m) T: 7.5 – 19 ft. (2.3 – 5.8m)	3.9 – 32.8 ft. (1.2 – 10.0m)	
	THROW RATIO <sup>a7</sup>	1.0 – 1.3:1	1.3 – 2.4:1	1.0 – 1.3:1	0.56:1	1.39 – 2.51:1	0.56:1			1.36 – 2.18:1	1.07 – 1.71:1	1.12 – 1.80:1	1.39 – 2.09:1	1.83 – 2.75:1	
	ZOOM RATIO <sup>a8</sup>	1.3x	1.76x	1.3x	Fixed	1.8x	Fixed			1.6x				1.5x	
	IMAGE SIZE	40 – 600"			30 – 300" <sup>a9</sup>	40 – 300"	30 – 300" <sup>a9</sup>			W: 60 – 300", T: 60 – 200"	W: 60 – 240", T: 60 – 150"		W: 40 – 320", T: 30 – 210"	W: 40 – 260", T: 30 – 170"	
	F NUMBER	F2.6	F2.6 – 2.75	F2.6	F2.7	F2.8	F2.7			F1.81 – 2.10	F2.45 – 3.07		F2.42 – 2.97		
	FOCAL LENGTH	17.2 – 22.3mm	22.7 – 39.8mm	17.2 – 22.3mm	8.8mm	21.7 – 39.0mm	8.8mm			14.3 – 22.9mm	15.75 – 25.1mm		20.7 – 31.1mm		
LENS SHIFT	V: ±60%, H: ±10%			V: 0 – 75%, H: ±10%	V: 0 – 60%, H: ±10%	V: 0 – 75%, H: ±10%			V: ±60%, H: ±23%	V: ±50%, H: ±23%	V: 52.5 – 55.0%	V: 55.0 – 57.5%	65%, Fixed	64%, Fixed	
IMAGE MODES	Standard, Presentation, Dynamic, Video, Photo / sRGB, User 1 – 3, DICOM* SIM <sup>a10</sup>			Standard, Presentation, Dynamic, Video, Photo / sRGB, User 1 – 5, DICOM* SIM <sup>a10</sup>			Standard, Presentation, Video		Standard, Presentation, sRGB, Cinema, User 1-2, DICOM* SIM <sup>a10</sup>	Standard, Presentation, sRGB, Movie, User 1-2, DICOM* SIM <sup>a10</sup>		Standard, Presentation, Movie / Cinema, sRGB, User 1-2			
INPUTS	HDMI	HDMI 2.0a: Digital PC / Digital Video Input (x2)		HDMI 2.0: Digital PC / Digital Video Input (x2)		Digital PC / Digital Video Input		Digital PC / Digital Video Input		Digital PC / Digital Video Input	Digital PC / Digital Video Input, MHL Input <sup>a18</sup>		Digital PC / Digital Video Input, MHL Input <sup>a18,19</sup>		
	DisplayPort	-		-		-		-	Digital PC / Digital Video Input	-		-			
	DVI	DVI-D: Digital PC Input (x4)		DVI-I: Analog PC / Digital PC Input		DVI-I: Analog PC / Digital PC Input		DVI-D: Digital PC / Digital Video Input		-		-			
	RJ-45	Network (1000BASE-T / 100BASE-TX / 10BASE-T)		Network (1000BASE-T / 100BASE-TX / 10BASE-T)		Network (1000BASE-T / 100BASE-TX / 10BASE-T)		Network Connection (100BASE-TX / 10BASE-T)		Network Connection (100BASE-TX / 10BASE-T) (HDBaseT™ and normal network switched automatically)		Network Connection (100BASE-TX / 10BASE-T)		Network (100BASE-TX / 10BASE-T)	
	MINI D-SUB 15	-		-		Analog PC / Component Video Input		Analog PC / Component Video Input, Monitor-out: Image Output		Input Analog PC	Input Analog PC, Output Component Video	Analog PC / Component Video Input (x2), Analog PC / Component Video Output (x1)		Analog PC / Component Video Input (x2), Analog PC / Component Video Output (x1)	
	MINI JACK	Audio Input x1, Audio Output x1, Wired Remote Control Connection		Audio Input x2, Audio Output x1, Wired Remote Control Connection		Audio Input x2, Audio Output x1, Wired Remote Control Connection		Trigger: For Screen Control Remote: Wired Remote Control Connection		Input Analog PC, Output Audio	Input Analog PC / Component, Output Audio	Audio Input x1, Audio Output x1		Audio Input x1, Audio Output x1	
	DSUB9	RS-232C Control		RS-232C Control		RS-232C Control		RS-232C Control		RS-232C Control		RS-232C Control		RS-232C Control	
	USB TYPE A	USB Connection		USB Data Transfer (JPEG Still Images) / Service Port		USB Data Transfer (JPEG Still Images) / Service Port		-		-		Power Out (5V) <sup>a20</sup>		Power Supply Terminal (1.5A)	
	USB TYPE B	-		-		-		-	USB Mini B (Service Port)	USB Mini B (Service Port)		-		Service Port	
	Wi-Fi*	802.11 b/g/n		-		802.11 b/g/n		-		-		-		-	
	HDBaseT™	-		-		Image, Audio and Control Signal		Image, Audio and Control Signal		Image, Audio and Control Signal		-		-	
OTHERS	-		-		-		5BNC: Analog PC / Component Video Input, 5BNC (3G-SDI): Input x1, Output x1	3D Sync Out	S-Video	S-Video, RCA x3		S-Video, RCA x3			
INTERNAL SPEAKER	5W Built-in Mono Speakers			5W Built-in Mono Speakers			-		-		10W Built-in Mono Speakers		10W Built-in Mono Speakers		
LAMP LIFE (UP TO)	Up to 20,000 Hours <sup>a11</sup>		3000 Hours / 4000 Hours <sup>a3</sup>	3000 Hours / 5000 Hours <sup>a3</sup>			20,000 Hours	2000 Hours / 4000 Hours <sup>a14</sup>	20,000 Hours <sup>a11</sup>		2000 Hours / 2500 Hours <sup>a14</sup>		2500 Hours / 3000 Hours <sup>a14,21</sup>		
FAN NOISE	37dB / 32dB / 29dB <sup>a4</sup>		39dB / 34dB <sup>a3</sup>	38dB / 30dB <sup>a3</sup>	37dB / 30dB <sup>a3</sup>		40dB / 37dB <sup>a14</sup>	Dual Lamp: 41dB / 36dB <sup>a14</sup> Single Lamp: 38dB / 35dB <sup>a14</sup>	39/37dB <sup>a14</sup> (4K shift: ON) 37/35dB <sup>a14</sup> (4K shift: OFF)	37 / 35dB <sup>a14</sup>	36dB / 33dB <sup>a14</sup>		40dB / 36dB <sup>a14</sup>		
POWER CONSUMPTION	665W		600W / 475W <sup>a3</sup>	395W / 295W <sup>a3</sup>	365W / 295W <sup>a3</sup>		890W / 845W <sup>a14,22</sup>	Dual Lamp: 850W / 680W <sup>a14</sup> Single Lamp: 440W / 370W <sup>a14</sup>	550 / 400 W <sup>a14</sup> 510 / 380 W <sup>a14</sup>	530W / 415W <sup>a14</sup> 490W / 395W <sup>a14</sup>	500W / 400W <sup>a14</sup>		410W / 320W <sup>a14</sup>		
DIMENSIONS (W x H x D)	22" x 7.9" x 24.5"		18.5" x 6.9" x 21"	13.3" x 5.3" x 16.3"	13.3" x 5.3" x 14.6"	13.3" x 5.3" x 16.3"	19.68" x 8.5" x 23.38"	19.8" x 8.7" x 20.8"	17.7" x 6" x 14.9"		18.3" x 4.8" x 10.3"		12.3" x 4.4" x 9.0"		
WEIGHT	57.3 lbs. (26.0kg)		39.6 lbs. (18.0kg)	13.9 lbs. (6.3kg)	13.0 lbs. (5.9kg)	13.9 lbs. (6.3kg)	61.7 lbs. (28.0kg)	45.2 lbs. (20.5kg)	20.5 lbs. (9.3kg)	19.6 lbs. (8.9kg)	11.9 lbs. (5.4kg)		7.5 lbs. (3.4kg)		

<sup>a1</sup> There are three light modes: Normal, Quiet 1 and Quiet 2. The luminance values for modes other than Normal are calculated and are not guaranteed as specifications. <sup>a2</sup> When in Presentation Mode. <sup>a3</sup> There are two light modes: Full Power and Power Saver. <sup>a4</sup> When using Dynamic Contrast function. <sup>a5</sup> When the iris function is set to "Close 3." <sup>a6</sup> Lamp control function is on. <sup>a7</sup> Calculated value for 100-inch image. <sup>a8</sup> Calculated value for 80-inch image. <sup>a9</sup> Indicates projectable range, although the optical performance is guaranteed from 50-200 inches. <sup>a10</sup> These models include a DICOM\* Simulation Mode (available only in D models if there is a D model available). They have not been cleared or approved for medical diagnosis and should not be used for these purposes. <sup>a11</sup> This is an estimated value, actual hours may vary depending on usage and environment. This is not a guarantee of the life span of individual laser diodes.

<sup>a12</sup> Interchangeable lens models do not include lens. When ordering use referenced item codes. <sup>a13</sup> Dual Lamp / Single Lamp Mode. <sup>a14</sup> Lamp mode is Normal/Eco. Brightness in Eco mode is only a calculated value, and is not guaranteed as specification. <sup>a15</sup> Dynamic Black Off/On. <sup>a16</sup> Full white, full black, Image mode set to presentation. Light source turns off when full black is projected. Dynamic contrast ratio. <sup>a17</sup> Full white, full black, lamp level changes by following a brightness characteristic of an image. <sup>a18</sup> Only one HDMI port is equipped with MHL. <sup>a19</sup> To utilize the MHL interface, a MHL cable is needed. Certain functions may not perform depending on the type of MHL connection. Operation from the remote controller is not possible when connecting an HDMI cable with a MHL adapter. <sup>a20</sup> For protection of product, light emission from light source may be decreased when external temperature rises. <sup>a21</sup> This time guarantees a 50% survival rate and a 50% brightness-maintenance rate. This value does not guarantee the operating life of lamp. <sup>a22</sup> Maximum Power Consumption.



**ACCESSORIES** (List includes most common accessories. For a complete list, including pricing, please speak with a Canon representative.)

TYPE		REALiS INTERCHANGEABLE LENSES											LX-SERIES INTERCHANGEABLE LENSES								
ITEM																					
ITEM CODE	2701C001	2507C001	2509C001	3379C001	2506C001	2506C001	2508C001	4968B001	8168B001	4966B001	4967B001	6064B001	0951C001	0946C001	1787C001	0947C001	0948C001	0949C001	0944C001	0945C001	
REALiS	4K6020Z / 4K5020Z	•	•	•	•	•	•														
	WUX7000Z / WUX6600Z / WUX5800Z	•	•	•	•	•	•														
	WUX7500 / WUX6700 / WUX5800	•	•	•	•	•	•														
	WUX6500 / WUX6500 D							•	•	•	•	•									
	WUX6010 / WUX6010 D							•	•	•	•	•									
	4K6005TZ / 4K600Z																				
	4K501ST																				
	WUX5005T / WUX5005T D																				
WUX500 / WUX500 D																					
WUX4505T / WUX4505T D																					
LX	LX-MU800Z												•	•	•	•	•	•	•	•	
	LX-MU700												•	•	•	•	•	•	•	•	
	LX-MH502Z / LX-MU500Z																				
LX-MU500 / LX-MW500																					
LV	LV-HD420																				
	LV-X420																				
TYPE		REPLACEMENT LAMPS							REPLACEMENT AIR FILTERS							MOUNTS & ADAPTERS					
ITEM																					
ITEM CODE	2406C001	9963B001	9963B001	1286C001	0953C001	0953C001	1035C001	1907C001	2407C001	4971B001	2128C001	0963C001	8379B001	0950C001	1036C001	2829V783	Item available through Crimson AV	4969B001	2133C001	0964C001	
REALiS	4K6020Z / 4K5020Z								•		•								• <sup>*2</sup>	• <sup>*2</sup>	
	WUX7000Z / WUX6600Z / WUX5800Z								•		•								• <sup>*2</sup>	• <sup>*2</sup>	
	WUX7500 / WUX6700 / WUX5800	•																	• <sup>*2</sup>	• <sup>*2</sup>	
	WUX6500 / WUX6500 D		•																	• <sup>*2</sup>	
	WUX6010 / WUX6010 D			•																• <sup>*2</sup>	
	4K6005TZ / 4K600Z											•								• <sup>*2</sup>	
	4K501ST				•								•							•	
	WUX5005T / WUX5005T D					•								•							
WUX500 / WUX500 D					•								•								
WUX4505T / WUX4505T D					•								•								
LX	LX-MU800Z																			•	
	LX-MU700																			•	
	LX-MH502Z / LX-MU500Z																				
LX-MU500 / LX-MW500																					
LV	LV-HD420																				
	LV-X420																				
TYPE		MOUNTS & ADAPTERS					REMOTE CONTROLLERS						COVERS	CASES	CASES						
ITEM																					
ITEM CODE	8378B001	0072C001	1214C001	3096B001	3097B001	2408C001	4970B001	5750B001	8381B001	0954C001	0029C001	0742C001	5471B001	8380B001	2482V754	2482V755	1468C001				
REALiS	4K6020Z / 4K5020Z			•	•	•	•	•													
	WUX7000Z / WUX6600Z / WUX5800Z			•	•	•	•	•													
	WUX7500 / WUX6700 / WUX5800			•	•	•	•	•													
	WUX6500 / WUX6500 D			•	•	•	•	•					•								
	WUX6010 / WUX6010 D			•	•	•	•	•					•								
	4K6005TZ / 4K600Z			•	•	•	•	•													
	4K501ST			•	•	•	•	•													
	WUX5005T / WUX5005T D			•	•	•	•	•						•	•	•	•				
WUX500 / WUX500 D	•	•		•	•	•	•						•	•	•	•					
WUX4505T / WUX4505T D			•	•	•	•	•						•	•	•	•					
LX	LX-MU800Z				•	•															
	LX-MU700				•	•															
	LX-MH502Z / LX-MU500Z																				
LX-MU500 / LX-MW500																					
LV	LV-HD420																•				
	LV-X420																•				

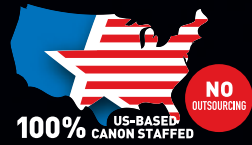
\*1 Image shown does not represent actual item. \*2 RS-CL15 and RS-CL17 are used together to mount compatible models on a ceiling.

## FOCUSED ON PROFESSIONALS

Whether you are a business of one, an organization of many or somewhere in between, working professionals need service and support they can count on. Canon provides skilled technicians to support our entire line of professional projectors. This small group of dedicated professionals has years of experience assisting customers with every aspect of their A/V needs. From the simplest of setups, to the most complex configurations, we are here to answer your questions.

### CUSTOMER SERVICE & TECHNICAL SUPPORT

- Dedicated Team of Industry Experts
- Industry-leading Response Times
- 100% U.S.-based Call Center



### PRODUCT REPAIR & MAINTENANCE

- State-of-the-Art Service Facilities
- Fast Repair Processing & Available Loaner Equipment
- Genuine Canon Parts
- Factory-level Quality



1-800-OK-CANON  
PRO.USA.CANON.COM/SUPPORT

## WARRANTIES

### Canon Laser Projector Limited Warranty

Select Laser based Projectors offer peace of mind as they are backed by Canon USA's Laser Projector Limited Warranty, which guarantees that the projector will be free from defects in workmanship and materials for 5 years\*1 from the date of original purchase or 12,000 hours of use.



### Canon Projector and Lamp Limited Warranty

All Canon Lamp based Projectors offer peace of mind as they are backed by Canon USA's Projector and Lamp Limited Warranty, which guarantees that the projector will be free from defects in workmanship and materials for 3 years from the date of original purchase, and the Lamp for 120 days from the date of original purchase.



## SERVICE PROGRAMS & PLANS

### Advanced Warranty Exchange Service Program (3-Years)

The Canon Advanced Warranty Exchange Service Program\*2 offers enhanced warranty service, providing a replacement unit in exchange for your eligible inoperative Canon Projector if repair service is required during the product's limited warranty period.



### Service Loaner Program (3-Years)

The Canon Service Loaner Program\*2 provides a loaner product in the event that your eligible Canon Projector is in need of repair during the limited warranty period. The loaner projector may be used while your inoperative unit is being serviced via Canon's "mail-in" repair service.



### CarePAK Pro Av Extended Service Plan (optional)

The Canon CarePAK PRO AV Extended Service Plan\*2 offers options for one year or two years additional coverage for up to five full years of service and support from the date the Projector is purchased (only available on select models).



\*1 3 years for LX-MU800Z. \*2 Programs and service offerings subject to change without notice. For complete details, including terms and conditions for each program, or to learn more about Service and Support offerings for Canon professional projectors, please contact a Canon sales rep or call 1-800-OK-CANON.



© 2018 Canon U.S.A., Inc. All rights reserved. Not responsible for typographical errors. Specifications subject to change without notice. Products not shown to scale. Certain images and effects are simulated. Canon and REALiS are registered trademarks of Canon Inc. in the United States and may also be trademarks or registered trademarks in other countries. DICOM is the registered trademark of the National Electrical Manufacturers Association for its standards publications relating to digital communications of medical information. HDBaseT™ and the HDBaseT Alliance logo are trademarks of the HDBaseT Alliance. Wi-Fi and the Wi-Fi CERTIFIED logo are registered trademarks of the Wi-Fi Alliance. HDMI and High-Definition Multimedia Interface are registered trademarks or trademarks of HDMI Licensing, LLC. All other products and brand names may be registered trademarks, trademarks or service marks of their respective owners in the United States and/or other countries.

**PROJECTORS.USA.CANON.COM**

Canon U.S.A., Inc. One Canon Park, Melville, NY 11747