

Menu Route Map

Preferences

- Display Settings
 - Default Screen After Startup/Restoration
 - Home, Secure Print, Status Monitor
 - Home Screen Button Display Settings
 - Language
 - Deutsch, English, Español, Français, Italiano, Português, 日本語, 中文(繁體), 中文(简体), 한국어
 - Remote UI Language
 - English, Japanese, French, Spanish, German, Italian, Portuguese, Chinese (Simplified), Chinese (Traditional), Korean
 - Millimeter/Inch Entry Switch
 - Millimeter, **Inch**
 - Gram/Pound Switch
 - Gram, **Pound**
 - Display Timing for Cart. Prep.
 - Auto
 - Off
 - Custom
 - Display Notif. to Clean Fixing Assembly
 - Off, On
 - Show Warnings
 - Off, On
 - Action When Warning
 - Low Cartridge Level
 - Continue Printing, Stop Printing
 - Display IP Address
 - Off, On

English Keyboard Layout

- USA Layout
- UK Layout

Timer/Energy Settings

- Current Date/Time Settings
- Date/Time Settings
 - Time Zone
 - (UTC-12:00) International Date Line West to (UTC-05:00) Eastern Time (US & Canada) to (UTC+14:00) Kiribati Island
 - Daylight Saving Time Settings
 - Off
 - On
 - Start: Month, Week, Day
 - End: Month, Week, Day
- Date Format
 - YYYY MM/DD, MM/DD/YYYY, DD/MM YYYY
- Time Format
 - 12 Hour (AM/PM), 24 Hour
- Auto Reset Time
 - Set This Function
 - Off
 - On
 - Set Time
 - 1 to 2 to 9 (min.)
- Function After Auto Reset
 - Default Function, Selected Function
- Auto Sleep Time
 - 1 to 120 (min.)
- Auto Sleep Daily Timer
 - Set This Function
 - Off
 - On
 - (0:00 to 12:59 AM/PM)
- Sleep Mode Exit Time Settings
 - Set This Function
 - Off
 - On
 - (0:00 to 12:59 AM/PM)

Network

- Select Wired/Wireless LAN
 - Wired LAN, Wireless LAN
- Wireless LAN Settings
 - Other Connections
 - Manually Enter Network Name (SSID)
 - Security Settings
 - WEP
 - Open System
 - Shared Key
 - Encryption Key 1 to 4
 - WPA/WPA2-PSK
 - Auto, AES-CCMP
 - WPS Push Button Mode
 - WPS PIN Code Mode
 - Connection Set.
 - Power Save Mode
 - Off, On
 - Connection Information
 - MAC Address
 - Wireless LAN Status
 - Latest Error Information
 - Channel
 - Network Name
 - Security Settings
 - Power Save Mode
 - Direct Connection Settings
 - Use Direct Connection
 - Off
 - On
 - Direct Connection Termination
 - Automatically Terminate Session
 - Off
 - On
 - Time Until Session Terminates
 - 1 to 60 (min.)
 - Access Point Mode Settings
 - Use Custom SSID
 - Off
 - On
 - SSID
 - Use Custom Network Key
 - Off
 - On
 - Network Key
 - Keep Enabled If SSID/Network Key Spcfd.
 - Off, On
 - Config. IP Address For Direct Conn.
 - 192.168.22.1
 - Easy Connection via PC
 - TCP/IP Settings
 - IPv4 Settings
 - IP Address Settings
 - Auto Acquire
 - Auto Acquire
 - Off
 - On
 - Select Protocol
 - Off, DHCP
 - Auto IP
 - Off, On
 - Manually Acquire
 - IP Address: 0.0.0.0
 - Subnet Mask: 0.0.0.0
 - Gateway Address: 0.0.0.0
 - Check Settings

- DHCP Option Settings
 - Acquire Host Name
 - Off, On
 - DNS Dynamic Update
 - Off, On
 - Acquire DNS Server Address
 - Off, On
 - Acquire Domain Name
 - Off, On
 - Acquire WINS Server Address
 - Off, On
 - Acquire POP Server Address
 - Off, On
- PING Command
- IPv6 Settings
 - Use IPv6
 - Off
 - On
 - Stateless Address Settings
 - Stateless Address Settings
 - Off, On
 - Check Settings
 - Stateless Address
 - Prefix Length
 - DHCPv6 Settings
 - Use DHCPv6
 - Off, On
 - Check Settings
 - Stateful Address
 - Prefix Length
 - DHCP Option Settings
 - Acquire DNS Server Address
 - Off, On
 - Acquire Domain Name
 - Off, On
- Check IPv6 Settings
- DNS Settings
 - IPv4 DNS Server Address Settings
 - Primary DNS Server: 0.0.0.0
 - Secondary DNS Server: 0.0.0.0
 - DNS Host Name/Domain Name Settings
 - IPv4
 - Host Name
 - Domain Name
 - IPv6
 - Use IPv4 Host/Domain
 - Off
 - On
 - Host Name
 - Domain Name
 - DNS Dynamic Update Settings
 - IPv4
 - DNS Dynamic Update
 - Off
 - On
 - DNS Dynamic Update Interval
 - 0 to 24 to 48 (hr.)
 - IPv6
 - DNS Dynamic Update
 - Off
 - On
 - Register Manual Address
 - Off, On
 - Register Stateful Address
 - Off, On
 - Register Stateless Address
 - Off, On
 - DNS Dynamic Update Interval
 - 0 to 24 to 48 (hr.)
 - mDNS Settings
 - IPv4
 - Use mDNS
 - Off
 - On
 - mDNS Name
 - IPv6
 - Use mDNS
 - Off
 - On
 - Use Same mDNS Name as IPv4
 - Off
 - On
 - mDNS Name
 - WINS Settings
 - WINS Resolution
 - Off
 - On
 - WINS Server Address: 0.0.0.0
 - LPD Settings
 - Use LPD Printing
 - Off, On
 - RX Timeout
 - 1 to 5 to 60 (min.)
 - RAW Settings
 - Use RAW Printing
 - Off, On
 - RX Timeout
 - 1 to 5 to 60 (min.)
 - WSD Settings
 - Use WSD Printing
 - Off, On
 - Use WSD Browsing
 - Off, On
 - Use Multicast Discovery
 - Off, On
 - Use HTTP
 - Off, On
 - Use IPSec
 - Off, On
 - Port Number Settings
 - LPD
 - 1 to 515 to 65535
 - RAW
 - 1 to 9100 to 65535
 - WSD Multicast Discovery
 - 1 to 3702 to 65535
 - HTTP
 - 1 to 80 to 65535
 - Multicast Discovery
 - 1 to 427 to 65535
 - POP3
 - 1 to 110 to 65535
 - SNMP
 - 1 to 161 to 65535
 - MTU Size
 - 1300, 1400, 1500
 - SNMP Settings
 - SNMPv1 Settings
 - Off, On
 - SNMPv3 Settings
 - Off, On
 - Acquire Printer Mngt. Info. from Host
 - Off, On
 - Format Host Rsrcs. MIB to RFC2790
 - Off, On
 - Use Dedicated Port
 - Off, On
 - Dedicated Port Auth. Method
 - Mode 1, Mode 2
 - Wait Time for Conn. at Startup
 - 0 to 300 (sec.)
 - Ethernet Driver Settings
 - Auto Detect
 - Off
 - On
 - Communication Mode
 - Half Duplex, Full Duplex
 - Ethernet Type
 - 10BASE-T, 100BASE-TX, 1000BASE-T
 - MAC Address

- Use IEEE 802.1X
 - Off, On
- Firewall Settings
 - IPv4 Address Filter
 - Outbound Filter
 - Off, On
 - Inbound Filter
 - Off, On
 - IPv6 Address Filter
 - Outbound Filter
 - Off, On
 - Inbound Filter
 - Off, On
 - MAC Address Filter
 - Outbound Filter
 - Off, On
 - Inbound Filter
 - Off, On
- Device Settings Management
 - Off, On
- RMT-SW
 - Off, On
- Initialize Network Settings

Settings marked with "*" may not be displayed depending on the model you are using, options, or other setting items.

External Interface

- USB Settings
 - Use as USB Device
 - Off, On
 - Use USB Storage Device
 - Off, On

Accessibility

- Invert Screen Colors
 - Off, On
- Brightness
 - Five Levels
- Message Display Time
 - 1 to 2 to 5 (sec.)

Adjustment/Maintenance

- Adjust Image Quality
 - Printer Density
 - Nine Levels
 - Toner Save
 - Off, On
 - Adjust Print Position
 - Multi-Purpose Tray
 - Adjust Vertically (Front Side)
 - 0.20" to 0.00" to +0.20" (-5.0 to 0.0 to +5.0 (mm))
 - Adjust Horizontally (Front Side)
 - 0.20" to 0.00" to +0.20" (-5.0 to 0.0 to +5.0 (mm))
 - Adjust Vertically (Back Side)
 - 0.20" to 0.00" to +0.20" (-5.0 to 0.0 to +5.0 (mm))
 - Adjust Horizontally (Back Side)
 - 0.20" to 0.00" to +0.20" (-5.0 to 0.0 to +5.0 (mm))
 - Drawer 1
 - Adjust Vertically (Front Side)
 - 0.20" to 0.00" to +0.20" (-5.0 to 0.0 to +5.0 (mm))
 - Adjust Horizontally (Front Side)
 - 0.20" to 0.00" to +0.20" (-5.0 to 0.0 to +5.0 (mm))
 - Adjust Vertically (Back Side)
 - 0.20" to 0.00" to +0.20" (-5.0 to 0.0 to +5.0 (mm))
 - Adjust Horizontally (Back Side)
 - 0.20" to 0.00" to +0.20" (-5.0 to 0.0 to +5.0 (mm))
 - Drawer 2
 - Adjust Vertically (Front Side)
 - 0.20" to 0.00" to +0.20" (-5.0 to 0.0 to +5.0 (mm))
 - Adjust Horizontally (Front Side)
 - 0.20" to 0.00" to +0.20" (-5.0 to 0.0 to +5.0 (mm))
 - Adjust Vertically (Back Side)
 - 0.20" to 0.00" to +0.20" (-5.0 to 0.0 to +5.0 (mm))
 - Adjust Horizontally (Back Side)
 - 0.20" to 0.00" to +0.20" (-5.0 to 0.0 to +5.0 (mm))

Special Processing

- Special Paper Processing
 - Manual Back Side Print (2-Sided Only)
 - Multi-Purpose Tray
 - Off, On
 - Drawer 1
 - Off, On
 - Drawer 2
 - Off, On
 - Rough Surface Envelope Mode
 - Off, On
 - Paper Wrinkle Correction
 - Off, On
 - Paper Curl Correction
 - Off, On
 - Rdc. Tnr Flaking from Heavy Sml. Ppr
 - Off, On
 - Reduce Thin Paper Curling
 - Off, On
 - Reduce Ppr. Sticking at Output
 - Off, On
 - High Humidity Mode
 - Off, On
 - Low Humidity Mode
 - Off, Mode 1, Mode 2
 - Reduce Ghosting 1
 - Off, On
 - Rdc Condens. (Consec 2-Sd Prt)
 - Off, On
 - Rdc. Wrinkles(Humidity)/Streaks
 - Off, On
 - Quiet Mode
 - Off, On
 - Correct Blurry Image
 - Off, Mode 1, Mode 2, Mode 3, Mode 4
 - Rdc Blnk Space Dark. After Rplc Cart.
 - Off, On

Settings marked with "*" may not be displayed depending on the model you are using, options, or other setting items.

Maintenance

- Clean Fixing Assembly
 - Off, On
- Control Condensation
 - Off
 - On
 - Allow Job Printing During Process, Do Not Allow Job Printing During Process

Function Settings

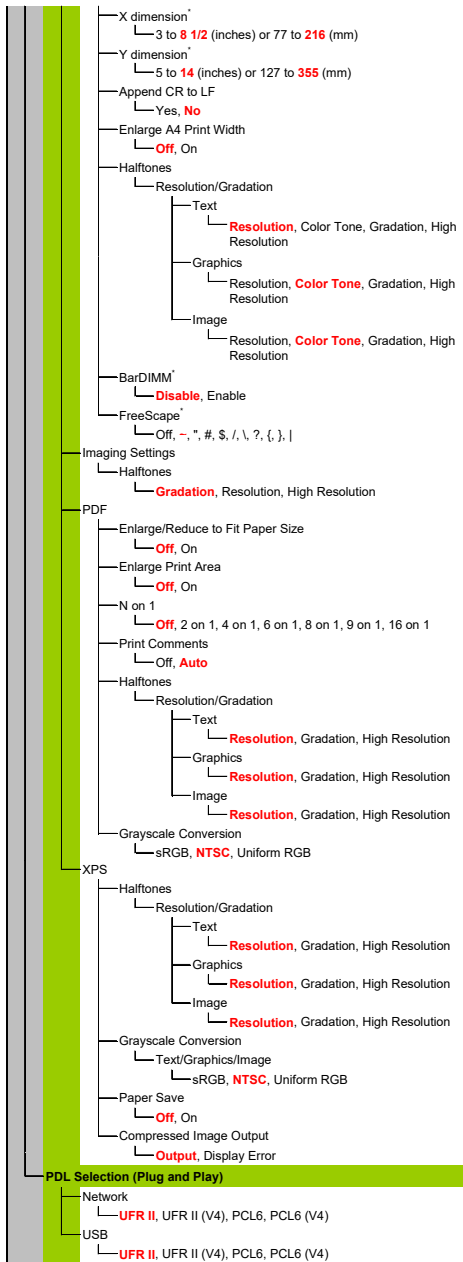
- Common
 - Paper Feed Settings
 - Paper Source Auto Selection
 - Printer
 - Multi-Purpose Tray
 - Off, On
 - Drawer 1
 - Off, On
 - Drawer 2
 - Off, On
 - Receive
 - Multi-Purpose Tray
 - Off, On
 - Drawer 1
 - Off, On
 - Drawer 2
 - Off, On
 - Other
 - Multi-Purpose Tray
 - Off, On
 - Drawer 1
 - Off, On
 - Drawer 2
 - Off, On
 - Switch Paper Feed Method
 - Multi-Purpose Tray
 - Speed Priority, Print Side Priority
 - Drawer 1
 - Speed Priority, Print Side Priority
 - Drawer 2
 - Speed Priority, Print Side Priority
 - Print Settings
 - Auto Delete Suspended Jobs
 - Set This Function
 - Off
 - On
 - Set Time
 - 0 to 5 to 240 (min.)

Settings marked with "*" may not be displayed depending on the model you are using, options, or other setting items.

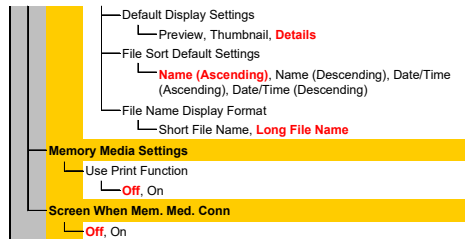
Printer

- Printer Settings
 - Action When Free Paper Size Mismatch
 - Multi-Purpose Tray
 - Force Output, Display Error
 - Drawer 1
 - Force Output, Display Error
 - Drawer 2
 - Force Output, Display Error
 - Copies
 - 1 to 999
 - 2-Sided Printing
 - Off, On
 - Default Paper
 - Paper Size Override
 - Off, On
 - Print Quality
 - Density
 - 17 Levels
 - Fine Adjust
 - High/Medium/Low
 - 17 Levels
 - Toner Save
 - Off, On
 - Image Refinement
 - Off, On
 - Resolution
 - 1200 dpi, 600 dpi
 - Layout
 - Binding Location
 - Long Edge, Short Edge
 - Gutter
 - 1.90 to 0.00 to +1.90 (inches) or -50.0 to 0.0 to +50.0 (mm)
 - Offset Short Edge (Front)
 - 2.00 to 0.00 to +2.00 (inches) or -50.0 to 0.0 to +50.0 (mm)
 - Offset Long Edge (Front)
 - 2.00 to 0.00 to +2.00 (inches) or -50.0 to 0.0 to +50.0 (mm)
 - Offset Short Edge (Back)
 - 2.00 to 0.00 to +2.00 (inches) or -50.0 to 0.0 to +50.0 (mm)
 - Offset Long Edge (Back)
 - 2.00 to 0.00 to +2.00 (inches) or -50.0 to 0.0 to +50.0 (mm)
 - Auto Skip Error
 - Off, On
 - Timeout
 - 5 to 15 to 300 (sec.)
 - Personality
 - Auto, PCL, PDF, XPS, Imaging
 - Escape Tray Mode
 - Off, On
 - Speed/Prt. Side Priority for 2-Sd
 - Speed Priority, Print Side Priority
 - Prioritize MP Tray
 - Off, On
 - Check Paper Size in Tray
 - Off, On
 - Recovery Printing
 - Off, On
 - UFR II
 - Half-tones
 - Resolution/Gradation
 - Text
 - Resolution, Color Tone, Gradation, High Resolution
 - Graphics
 - Resolution, Color Tone, Gradation, High Resolution
 - Image
 - Resolution, Color Tone, Gradation, High Resolution
 - Paper Save
 - Off, On
 - PCL
 - Paper Save
 - Off, On
 - Orientation
 - Portrait, Landscape
 - Font Number
 - 0 to 104
 - Point Size
 - 4.00 to 12.00 to 999.75 (point)
 - Pitch
 - 0.44 to 10.00 to 99.99 (cpi)
 - Form Lines
 - 5 to 60 to 128 (lines)
 - Character Code
 - ARABIC8, DESKTOP, GREEK8, HEBREW7, HEBREW8, ISO4, ISO6, ISO11, ISO15, ISO17, ISO21, ISO60, ISO69, ISO69, ISOGRK, ISOHEB, ISOL1, ISOL2, ISOL5, ISOL6, ISOL9, LEGAL, MATH8, MCTEXT, MSPUBL, PC775, PC8, PC850, PC851, PC852, PC858, PC862, PC864, PC866, PC8DN, PC8GRK, PC8TK, PC1004, PIFONT, PSMATH, PSTEXT, ROMAN8, ROMANS, VNINTL, VNIMATH, VNUS, WIN30, WINARB, WINBALT, WINCYR, WINGRK, WINL1, WINL2, WINL5
 - Custom Paper
 - Off, On
 - Unit of Measure
 - Millimeter, Inch

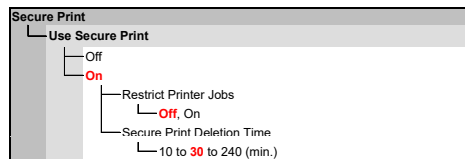
Menu Route Map



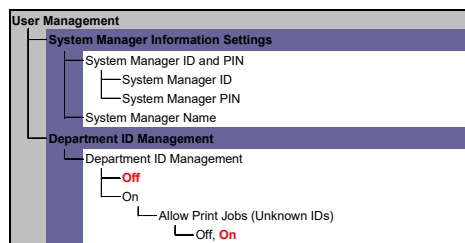
Settings marked with "*" may not be displayed depending on the model you are using, options, or other setting items.



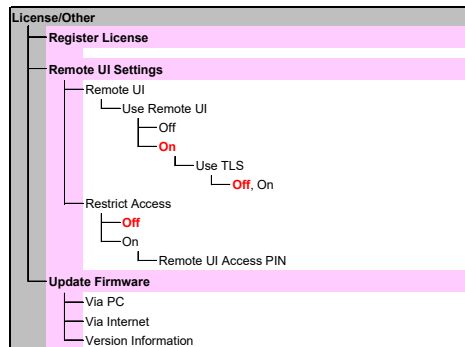
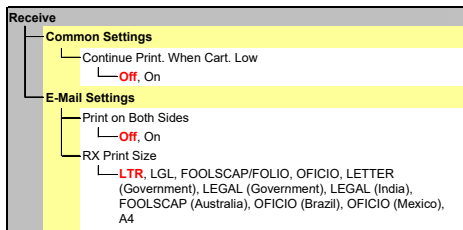

Settings marked with "*" may not be displayed depending on the model you are using, options, or other setting items.



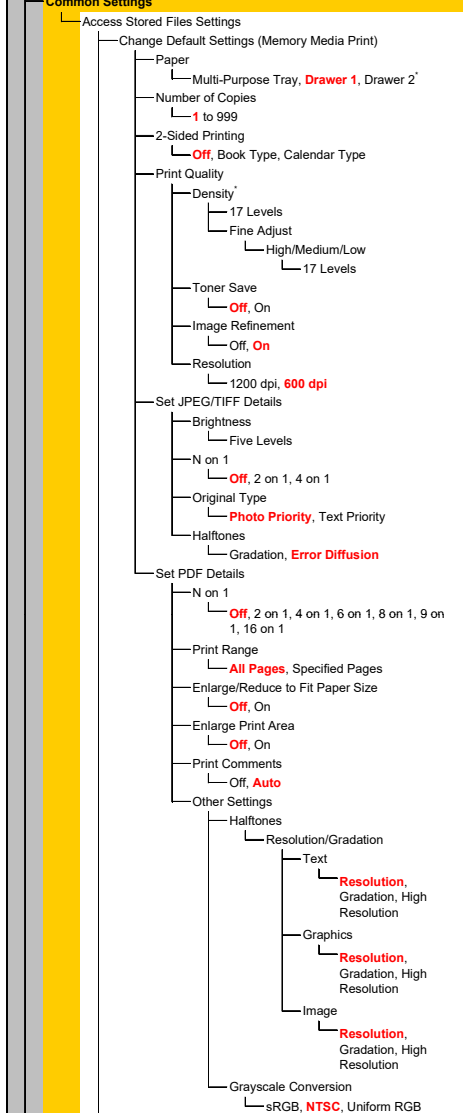
Management Settings



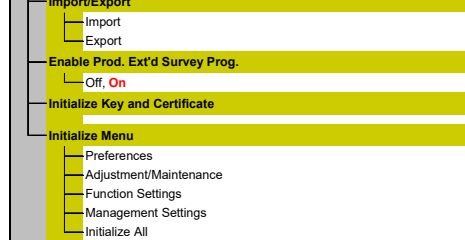
Device Management



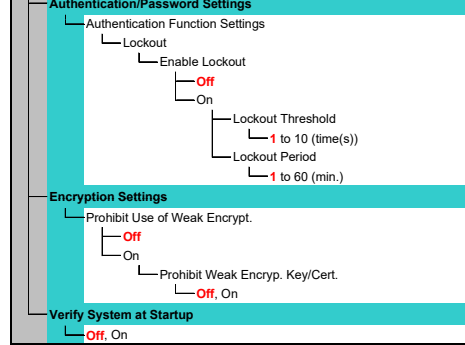
Access Files



Data Management



Security Settings



Initialize All Data/Settings