

# Menu Route Map

### Preferences

- Display Settings
  - Default Screen After Startup/Restoration
    - Home, Copy, Fax, Scan, Secure Print, Status Monitor
  - Home Screen Button Display Settings
    - Select Button to Display
      - Favorite Copy Settings
      - Favorite Fax Settings
      - Favorite Scan Settings
    - Set Display Order
  - Language
    - English, 日本語, Français, Español, Deutsch, Italiano, Português, 中文(简体), 中文(繁體), 한국어
  - Remote UI Language
    - English, Japanese, French, Spanish, German, Italian, Portuguese, Chinese (Simplified), Chinese (Traditional), Korean
  - Notify to Clean Original Scanning Area
    - Off, On
  - Millimeter/Inch Entry Switch
    - Millimeter, **Inch**
  - Gram/Pound Switch
    - Gram, **Pound**
  - Display Timing for Cart. Prep.
    - Auto
      - Off
      - Custom
        - On

Settings marked with "\*" may not be displayed depending on the model you are using or other setting items.

### English Keyboard Layout

- USA Layout
- UK Layout

### Timer/Energy Settings

- Current Date/Time Settings
  - Date/Time Settings
    - Time Zone
      - (UTC-12:00) International Date Line West to (UTC-05:00) Eastern Time (US & Canada) to (UTC+14:00) Kirintmati Island
    - Daylight Saving Time Settings
      - Off
      - On
        - Start: Month, Week, Day
        - End: Month, Week, Day
  - Date Format
    - YYYY MM/DD, **MM/DD/YYYY**, DD/MM YYYY
  - Time Format
    - 12 Hour (AM/PM), 24 Hour
  - Auto Reset Time
    - Set This Function
      - Off
      - On
        - Set Time
          - 1 to 2 to 9 (min.)
  - Function After Auto Reset
    - Default Function, Selected Function
  - Auto Sleep Time
    - 5 to 240 (min.)
  - Auto Sleep Daily Timer
    - Set This Function
      - Off
      - On
        - (0:00 to 23:59)
  - Sleep Mode Exit Time Settings
    - Set This Function
      - Off
      - On
        - (0:00 to 23:59)

### Network

- Select LAN
  - Wired LAN, Wireless LAN
- Wireless LAN Settings
  - SSID Settings
    - Select Access Point
    - Enter Manually
  - Security Settings
    - WEP
      - None
      - Open System
        - WEP Key 1 to 4
      - Shared Key
        - WEP Key 1 to 4
    - WPA/WPA2-PSK
      - Auto, AES - CCMP
  - WPS Push Button Mode
  - WPS PIN Code Mode
  - Power Save Mode
    - Off, On
  - Connection Information
    - MAC Address
    - Wireless LAN Status
    - Latest Error Information
    - Channel
    - SSID Settings
    - Security Settings
    - Power Save Mode
- Direct Connection Settings
  - Use Direct Connection
    - Off
    - On
      - Direct Connection Termination
        - Automatically Terminate Session
          - Off
          - On
            - Time Until Session Terminates
              - 1 to 60 (min.)
    - Access Point Mode Settings
      - Use Custom SSID
        - Off
        - On
          - SSID
      - Use Custom Network Key
        - Off
        - On
          - Network Key
  - TCP/IP Settings
    - IPv4 Settings
      - IP Address Settings
        - Auto Acquire
          - Auto Acquire
            - Off
            - On
              - Select Protocol
                - Off, DHCP
              - Auto IP
                - Off, On
        - Manually Acquire\*
          - IP Address: 0.0.0.0
          - Subnet Mask: 0.0.0.0
          - Gateway Address: 0.0.0.0
        - Check Settings

- DHCP Option Settings
  - Acquire Host Name
    - Off, On
  - DNS Dynamic Update
    - Off, On
  - Acquire DNS Server Address
    - Off, On
  - Acquire Domain Name
    - Off, On
  - Acquire WINS Server Address
    - Off, On
  - Acquire SMTP Server Address
    - Off, On
  - Acquire POP Server Address
    - Off, On
- PING Command
- IPv6 Settings
  - Use IPv6
    - Off
    - On
      - Stateless Address Settings
        - Stateless Address Settings
          - Off, On
        - Check Settings
          - Stateless Address
            - Prefix Length
      - DHCPv6 Settings
        - Use DHCPv6
          - Off, On
        - Check Settings
          - Stateless Address
            - Prefix Length
      - DHCP Option Settings
        - Acquire DNS Server Address
          - Off, On
        - Acquire Domain Name
          - Off, On
  - Check IPv6 Settings
  - DNS Settings
    - IPv4 DNS Server Address Settings
      - Primary DNS Server: 0.0.0.0
      - Secondary DNS Server: 0.0.0.0
    - DNS Host/Domain Name Settings
      - IPv4
        - Host Name
        - Domain Name
      - IPv6
        - Use IPv4 Host/Domain
          - Off
          - Host Name
          - Domain Name
        - On
    - DNS Dynamic Update Settings
      - IPv4
        - DNS Dynamic Update
          - Off
          - On
            - DNS Dynamic Update Interval
              - 0 to 24 to 48 (hr.)
      - IPv6
        - DNS Dynamic Update
          - Off
          - On
            - Register Manual Address
              - Off, On
            - Register Stateful Address
              - Off, On
            - Register Stateless Address
              - Off, On
            - DNS Dynamic Update Interval
              - 0 to 24 to 48 (hr.)
    - mDNS Settings
      - IPv4
        - Use mDNS
          - Off
          - On
            - mDNS Name
      - IPv6
        - Use mDNS
          - Off
          - On
            - Use Same mDNS Name as IPv4
              - Off
              - mDNS Name
    - WINS Settings
      - WINS Resolution
        - Off
        - On
          - WINS Server Address: 0.0.0.0
    - LPD Settings
      - Use LPD Printing
        - Off, On
      - RX Timeout
        - 1 to 5 to 60 (min.)
    - RAW Settings
      - Use RAW Printing
        - Off, On
      - RX Timeout
        - 1 to 5 to 60 (min.)
    - WSD Settings
      - Use WSD Printing
        - Off, On
      - Use WSD Browsing
        - Off, On
      - Use WSD Scanning
        - Off, On
      - Use Computer Scanning
        - Off, On
      - Use Multicast Discovery
        - Off, On
    - Use FTP PASV Mode
      - Off, On
    - Use HTTP
      - Off, On
    - Use IPSec
      - Off, On
    - Port Number Settings
      - LPD
        - 1 to 515 to 65535
      - RAW
        - 1 to 9100 to 65535
      - WSD Multicast Discovery
        - 1 to 3702 to 65535
      - HTTP
        - 1 to 80 to 65535
      - Multicast Discovery
        - 1 to 427 to 65535
      - POP3
        - 1 to 110 to 65535
      - SMTP
        - 1 to 25 to 65535
      - FTP
        - 1 to 21 to 65535
      - SNMP
        - 1 to 161 to 65535
    - MTU Size
      - 1300, 1400, 1500
    - SNMP Settings
      - SNMPv1 Settings
        - Off, On
      - SNMPv3 Settings
        - Off, On
      - Acquire Printer Mngt. Info. from Host
        - Off, On
      - Format Host Rrcs. MIB to RFC2790
        - Off, On

- Use Dedicated Port
  - Off, On
- Dedicated Port Authentication Method
  - Mode 1, Mode 2
- Waiting Time for Connection at Startup
  - 0 to 300 (sec.)
- Ethernet Driver Settings
  - Auto Detect
    - Off
      - Communication Mode
        - Half Duplex, Full Duplex
      - Ethernet Type
        - 10BASE-T, 100BASE-TX, 1000BASE-T
    - On
      - MAC Address
- Use IEEE 802.1X
  - Off, On
- Firewall Settings
  - IPv4 Address Filter
    - Outbound Filter
      - Off, On
    - Inbound Filter
      - Off, On
  - IPv6 Address Filter
    - Outbound Filter
      - Off, On
    - Inbound Filter
      - Off, On
  - MAC Address Filter
    - Outbound Filter
      - Off, On
    - Inbound Filter
      - Off, On
- Google Cloud Print Settings
  - Use Google Cloud Print
    - Off, On
  - Google Cloud Print Regist. Status
- Device Settings Management
  - Off, On
- Monitoring Service
  - Off, On
- RMT-SW
  - Off, On
- Initialize Network Settings
  - Off, On

Settings marked with "\*" may not be displayed depending on the model you are using or other setting items.

### External Interface

- USB Settings
  - Use as USB Device
    - Off, On
  - Use USB Storage Device
    - Off, On

### Accessibility

- Invert Screen Colors
  - Off, On
- Brightness
  - Five Levels
- Message Display Time
  - 1 to 2 to 5 (sec.)

### Adjustment/Maintenance

- Adjust Image Quality
  - Auto Adjust Gradation
    - Full Adjust
    - Quick Adjust
    - Adjust Copy Image
  - Auto Correction Settings
    - Auto Adjust Image Regularly
      - Off, When Turning Main Power ON
    - Correct Print Color Mismatch
      - After Printing First Job, When Turning Main Power ON
  - Correct Print Color Mismatch
  - Black Text Processing for Color
    - Feeder
      - Seven Levels
    - Platen Glass
      - Seven Levels
  - Adjust Print Position
    - Multi-Purpose Tray
      - Adjust Vertically (Front Side)
        - 0.20" to 0.00" to + 0.20" (-5.0 to 0.0 to + 5.0 (mm))
      - Adjust Horizontally (Front Side)
        - 0.20" to 0.00" to + 0.20" (-5.0 to 0.0 to + 5.0 (mm))
      - Adjust Vertically (Back Side)
        - 0.20" to 0.00" to + 0.20" (-5.0 to 0.0 to + 5.0 (mm))
      - Adjust Horizontally (Back Side)
        - 0.20" to 0.00" to + 0.20" (-5.0 to 0.0 to + 5.0 (mm))
    - Drawer 1
      - Adjust Vertically (Front Side)
        - 0.20" to 0.00" to + 0.20" (-5.0 to 0.0 to + 5.0 (mm))
      - Adjust Horizontally (Front Side)
        - 0.20" to 0.00" to + 0.20" (-5.0 to 0.0 to + 5.0 (mm))
      - Adjust Vertically (Back Side)
        - 0.20" to 0.00" to + 0.20" (-5.0 to 0.0 to + 5.0 (mm))
      - Adjust Horizontally (Back Side)
        - 0.20" to 0.00" to + 0.20" (-5.0 to 0.0 to + 5.0 (mm))
  - Special Processing
    - Special Paper Processing
      - Manual Back Side Print (2-Sided Only)
        - Multi-Purpose Tray
          - Off, On
        - Drawer 1
          - Off, On
      - Rough Surface Paper Mode
        - Multi-Purpose Tray
          - Off, On
        - Drawer 1
          - Off, On
      - Env. Flap Closing Prevention
        - Off, On
      - Paper Wrinkle Correction
        - Off, Mode 1, Mode 2
      - Paper Curl Correction
        - Off, Mode 1, Mode 2
    - Reduce Ppr. Sticking at Output
      - Off, On
    - High Humidity Mode
      - Off, On
    - Low Humidity Mode
      - Off, On
    - Reduce Ghosting 2
      - Off, On
    - Rdc Condens. (Consec 2-Sd Prt)
      - Off, On
    - Correct Void
      - Off, On
    - Drop Pattern Reduction Mode
      - Off, On
    - Correct Blurry Image
      - Off, On
    - Prevent Fogging
      - Off, On
    - Correct Color Mismatch
      - Off, On
    - Reduce Drum Streak
      - Off, On
    - Auto Detect B&W/Color Original
      - Mode 1, Mode 2
    - Rdc. Faint Print After Rplc. Cart.
      - Off, On
  - Remove Streaks from Orig. Scanning Area
    - Off, On

### Maintenance

- Clean Fixing Assembly
- Clean ITB
- Clean Feeder
- Control Condensation
  - Off
  - On
    - Use Fax Memory Lock/Allow Job Printing During Process, Use Fax Memory Lock + Do Not Allow Job Printing During Process/Do Not Allow Job Printing During Process

### Function Settings

### Common

- Paper Feed Settings
  - Paper Source Auto Selection
    - Copy
      - Multi-Purpose Tray
        - Off, On
      - Drawer 1
        - Off, On
    - Printer
      - Multi-Purpose Tray
        - Off, On
      - Drawer 1
        - Off, On
    - Receive/Fax / Receive
      - Multi-Purpose Tray
        - Off, On
      - Drawer 1
        - Off, On
    - Other
      - Multi-Purpose Tray
        - Off, On
      - Drawer 1
        - Off, On
  - Switch Paper Feed Method
    - Multi-Purpose Tray
      - Speed Priority, Print Side Priorit
    - Drawer 1
      - Speed Priority, Print Side Priorit
- Scan Settings
  - Auto Online
    - Off, On
  - Auto Offline
    - Set This Function
      - Off
      - On
        - Set Time
          - 1 to 5 to 60 (min.)
- Generate File
  - Output File Image Settings
    - YCbCr TX Gamma Value
      - Gamma 1.0, Gamma 1.4, **Gamma 1.8**, Gamma 2.2
    - OCR (Text Searchable) Settings
      - Smart Scan
        - Off, On
      - 256-bit AES Set. (Encrypt. PDF)
        - Acrobat 9.0 or Equivalent, **Acrobat 10.0 or Equivalent**
    - Fax Setup Guide\*

Settings marked with "\*" may not be displayed depending on the model you are using, options, or other setting items.

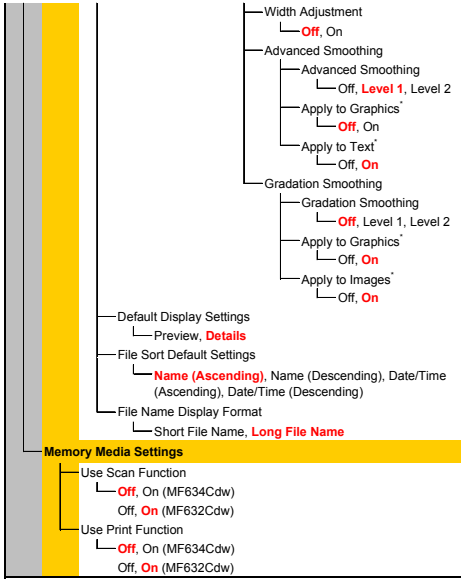
### Copy

- Change Default Settings (Copy)
  - Number of Copies
    - 1 to 999
  - Paper Source
    - Multi-Purpose Tray, **Drawer 1**, Auto Select Paper (LTR/LGL)
  - Density
    - Nine Levels
    - Background Density
      - Auto
        - Adjust (Manual)
          - Nine Levels
            - Density by Color
              - Red: Nine Levels
              - Green: Nine Levels
              - Blue: Nine Levels
  - Copy Ratio
    - Custom Ratio, **100% Direct**, 400% Max, 200%, 129% STMT->LTR, 78% LGL->LTR, 64% LTR->STMT, 50%, 25% Min
  - 2-Sided
    - Off, 1-Sided->2-Sided, 2-Sided->2-Sided, 2-Sided->1-Sided, Orig./Fin. Type
  - N on 1
    - Off, 2 on 1, 4 on 1, Layout
  - Original Type
    - Text/Photo/Map (Speed), **Text/Photo/Map**, Text/Photo/Map (Quality), Printed Image, Text
  - Collate
    - Off, On
  - Erase Frame
    - Off, On
  - Sharpness
    - Seven Levels
  - Color Balance
    - Yellow/Magenta/Cyan/Black
      - 17 Levels
        - Fine Adjust
          - Yellow/Magenta/Cyan/Black
            - High: 17 Levels
            - Medium: 17 Levels
            - Low: 17 Levels

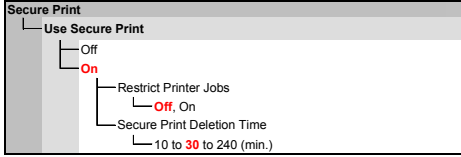
Settings marked with "\*" may not be displayed depending on the model you are using or other setting items.



# Menu Route Map



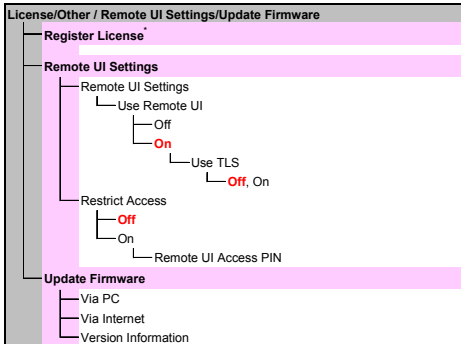
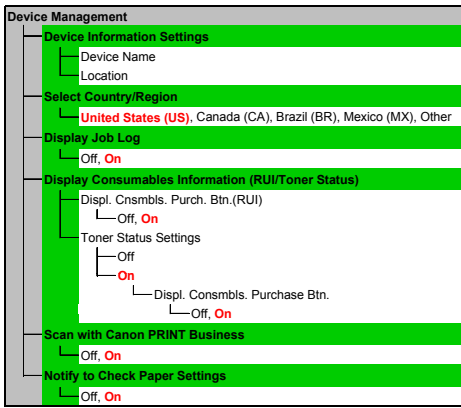
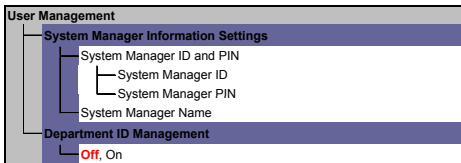
Settings marked with "\*" may not be displayed depending on the model you are using, options, or other setting items.



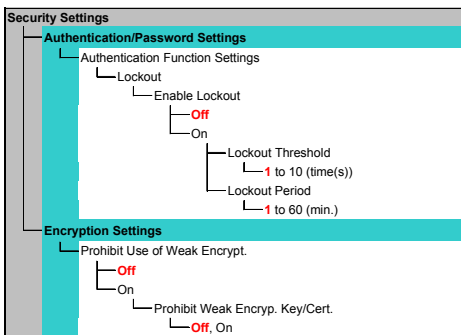
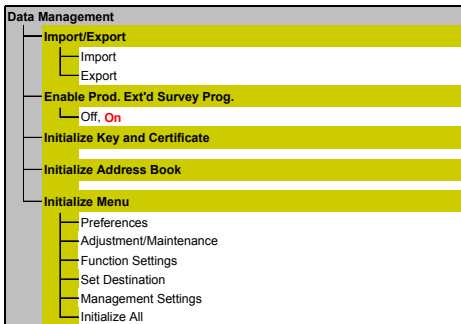
## Set Destination

## Address Book PIN

## Management Settings



Settings marked with "\*" may not be displayed depending on the model you are using, options, or other setting items.



## Initialize All Data/Settings