

Menu Route Map

Preferences

- Display Settings
 - Default Screen After Startup/Restoration
 - Home
 - Copy
 - Fax
 - Scan
 - Secure Print
 - Status Monitor
 - Home, Copy, Fax, Scan, Secure Print
 - Home Screen Button Display Settings
 - Select Button to Display
 - Favorite Copy Settings
 - Favorite Fax Settings
 - Favorite Scan Settings
 - Set Display Order
 - Language
 - Deutsch, English, Español, Français, Italiano, Português, 日本語, 中文(繁體), 中文(简体), 한국어
 - Remote UI Language
 - English, Japanese, French, Spanish, German, Italian, Portuguese, Chinese (Simplified), Chinese (Traditional), Korean
 - Notify to Clean Orig. Scan Area
 - Off, On
 - Millimeter/Inch Entry Switch
 - Millimeter, Inch
 - Gram/Pound Switch
 - Gram, Pound
 - Display Timing for Cart. Prep.
 - Auto
 - Off
 - Custom
 - Display Notif. to Clean Fixing Assembly
 - Off, On
 - Show Warnings
 - Off, On
 - Action When Warning
 - Low Cartridge Level
 - Continue Printing, Stop Printing
 - Display IP Address
 - Off, On

English Keyboard Layout

- USA Layout
- UK Layout

Timer/Energy Settings

- Current Date/Time Settings
- Date/Time Settings
 - Time Zone
 - (UTC-12:00) International Date Line West to (UTC-05:00) Eastern Time (US & Canada) to (UTC+14:00) Kirintmati Island
 - Daylight Saving Time Settings
 - Off, On
 - Start: Month, Week, Day
 - End: Month, Week, Day
- Date Format
 - YYYY MM/DD, MM/DD/YYYY, DD/MM/YYYY
- Time Format
 - 12 Hour (AM/PM), 24 Hour
- Auto Reset Time
 - Set This Function
 - Off, On
 - Set Time
 - 1 to 2 to 9 (min.)
 - Function After Auto Reset
 - Default Function, Selected Function
- Auto Sleep Time
 - 1 to 120 (min.)
- Auto Sleep Daily Timer
 - Set This Function
 - Off, On
 - (0:00 to 12:59 AM/PM)
- Sleep Mode Exit Time Settings
 - Set This Function
 - Off, On
 - (0:00 to 12:59 AM/PM)

Network

- Select Wired/Wireless LAN
 - Wired LAN, Wireless LAN
- Wireless LAN Settings
 - SSID Settings
 - Select Access Point
 - Enter Manually
 - Security Settings
 - None
 - WEP
 - Open System
 - WEP Key 1 to 4
 - Shared Key
 - WEP Key 1 to 4
 - WPA/WPA2-PSK
 - Auto, AES-CCMP
 - WPS Push Button Mode
 - WPS PIN Code Mode
 - Power Save Mode
 - Off, On
 - Connection Information
 - MAC Address
 - Wireless LAN Status
 - Latest Error Information
 - Channel
 - SSID Settings
 - Security Settings
 - Power Save Mode
 - Direct Connection Settings
 - Use Direct Connection
 - Off, On
 - Direct Connection Termination
 - Automatically Terminate Session
 - Off, On
 - Time Until Session Terminates
 - 1 to 60 (min.)
 - Access Point Mode Settings
 - Use Custom SSID
 - Off, On
 - SSID
 - On
 - Use Custom Network Key
 - Off, On
 - Network Key
 - Keep Enabled If SSID/Ntwk Key Spcfd
 - Off, On
 - Config. IP Address For Direct Conn.
 - 192.168.22.1

TCP/IP Settings

- IP4 Settings
 - IP Address Settings
 - Auto Acquire
 - Auto Acquire
 - Off
 - Select Protocol
 - Off, DHCP
 - Auto IP
 - Off, On
 - Manually Acquire
 - IP Address: 0.0.0.0
 - Subnet Mask: 0.0.0.0
 - Gateway Address: 0.0.0.0
 - Check Settings
 - Off, On
 - DHCP Option Settings
 - Acquire Host Name
 - Off, On
 - DNS Dynamic Update
 - Off, On
 - Acquire DNS Server Address
 - Off, On
 - Acquire Domain Name
 - Off, On
 - Acquire WINS Server Address
 - Off, On
 - Acquire SMTP Server Address
 - Off, On
 - Acquire POP Server Address
 - Off, On
 - PING Command
 - Off, On
 - IP6 Settings
 - Use IPv6
 - Off, On
 - Stateless Address Settings
 - Stateless Address Settings
 - Off, On
 - Check Settings
 - Off, On
 - DHCPv6 Settings
 - Use DHCPv6
 - Off, On
 - Check Settings
 - Stateful Address
 - Prefix Length
 - DHCP Option Settings
 - Acquire DNS Server Address
 - Off, On
 - Acquire Domain Name
 - Off, On
 - Check IPv6 Settings
 - Off, On
 - DNS Settings
 - IP4 DNS Server Address Settings
 - Primary DNS Server: 0.0.0.0
 - Secondary DNS Server: 0.0.0.0
 - DNS Host Name/Domain Name Settings
 - IP4
 - Host Name
 - Domain Name
 - IP6
 - Use IP4 Host/Domain
 - Off
 - Host Name
 - Domain Name
 - On
 - DNS Dynamic Update Settings
 - IP4
 - DNS Dynamic Update
 - Off, On
 - DNS Dynamic Update Interval
 - 0 to 24 to 48 (hr.)
 - IP6
 - DNS Dynamic Update
 - Off, On
 - Register Manual Address
 - Off, On
 - Register Stateful Address
 - Off, On
 - Register Stateless Address
 - Off, On
 - DNS Dynamic Update Interval
 - 0 to 24 to 48 (hr.)
 - mDNS Settings
 - IP4
 - Use mDNS
 - Off, On
 - mDNS Name
 - Off, On
 - IP6
 - Use mDNS
 - Off, On
 - mDNS Name
 - Off, On
 - WINS Settings
 - WINS Resolution
 - Off, On
 - WINS Server Address: 0.0.0.0
 - LPD Settings
 - Use LPD Printing
 - Off, On
 - RX Timeout
 - 1 to 5 to 60 (min.)
 - RAW Settings
 - Use RAW Printing
 - Off, On
 - RX Timeout
 - 1 to 5 to 60 (min.)
 - WSD Settings
 - Use WSD Printing
 - Off, On
 - Use WSD Browsing
 - Off, On
 - Use WSD Scanning
 - Off, On
 - Use Computer Scanning
 - Off, On
 - Use Multicast Discovery
 - Off, On
 - Use FTP PASV Mode
 - Off, On
 - Use HTTP
 - Off, On
 - Use IPsec
 - Off, On
 - Port Number Settings
 - LPD
 - 1 to 515 to 65535
 - RAW
 - 1 to 9100 to 65535
 - WSD Multicast Discovery
 - 1 to 3702 to 65535
 - HTTP
 - 1 to 80 to 65535
 - Multicast Discovery
 - 1 to 427 to 65535
 - POP3
 - 1 to 110 to 65535
 - SMTP
 - 1 to 25 to 65535

- FTP
 - 1 to 21 to 65535
 - SNMP
 - 1 to 161 to 65535
- MTU Size
 - 1300, 1400, 1500
- SNMP Settings
 - SNMPv1 Settings
 - Off, On
 - SNMPv3 Settings
 - Off, On
 - Acquire Printer Mngt. Info. from Host
 - Off, On
 - Format Host Rsrcs. MIB to RFC2790
 - Off, On
- Use Dedicated Port
 - Off, On
- Dedicated Port Auth. Method
 - Mode 1, Mode 2
- Wait Time for Conn. at Startup
 - 0 to 300 (sec.)
- Ethernet Driver Settings
 - Auto Detect
 - Off
 - Communication Mode
 - Half Duplex, Full Duplex
 - Ethernet Type
 - 10BASE-T, 100BASE-TX, 1000BASE-T
 - MAC Address
 - On
- Use IEEE 802.1X
 - Off, On
- Firewall Settings
 - IPv4 Address Filter
 - Outbound Filter
 - Off, On
 - Inbound Filter
 - Off, On
 - IPv6 Address Filter
 - Outbound Filter
 - Off, On
 - Inbound Filter
 - Off, On
 - MAC Address Filter
 - Outbound Filter
 - Off, On
 - Inbound Filter
 - Off, On
- Google Cloud Print Settings
 - Use Google Cloud Print
 - Off, On
 - Google Cloud Print Regist. Status
 - Off, On
- Device Settings Management
 - Off, On
- Monitoring Service
 - Off, On
- RMT-SW
 - Off, On
- Initialize Network Settings
 - Off, On

External Interface

- USB Settings
 - Use as USB Device
 - Off, On
 - Use USB Storage Device
 - Off, On

Accessibility

- Invert Screen Colors
 - Off, On
- Brightness
 - Five Levels
- Message Display Time
 - 1 to 2 to 5 (sec.)

Adjustment/Maintenance

Adjust Image Quality

- Adjust Copy Image
 - Printer Density
 - Nine Levels
 - Toner Save
 - Off, On
 - Black Text Processing for Color
 - Feeder
 - Seven Levels
 - Platen Glass
 - Seven Levels
 - Adjust Print Position
 - Multi-Purpose Tray
 - Adjust Vertically (Front Side)
 - 0.20" to 0.00" to +0.20" (-5.0 to 0.0 to +5.0 (mm))
 - Adjust Horizontally (Front Side)
 - 0.20" to 0.00" to +0.20" (-5.0 to 0.0 to +5.0 (mm))
 - Adjust Vertically (Back Side)
 - 0.20" to 0.00" to +0.20" (-5.0 to 0.0 to +5.0 (mm))
 - Adjust Horizontally (Back Side)
 - 0.20" to 0.00" to +0.20" (-5.0 to 0.0 to +5.0 (mm))
 - Drawer 1
 - Adjust Vertically (Front Side)
 - 0.20" to 0.00" to +0.20" (-5.0 to 0.0 to +5.0 (mm))
 - Adjust Horizontally (Front Side)
 - 0.20" to 0.00" to +0.20" (-5.0 to 0.0 to +5.0 (mm))
 - Adjust Vertically (Back Side)
 - 0.20" to 0.00" to +0.20" (-5.0 to 0.0 to +5.0 (mm))
 - Adjust Horizontally (Back Side)
 - 0.20" to 0.00" to +0.20" (-5.0 to 0.0 to +5.0 (mm))
 - Drawer 2
 - Adjust Vertically (Front Side)
 - 0.20" to 0.00" to +0.20" (-5.0 to 0.0 to +5.0 (mm))
 - Adjust Horizontally (Front Side)
 - 0.20" to 0.00" to +0.20" (-5.0 to 0.0 to +5.0 (mm))
 - Adjust Vertically (Back Side)
 - 0.20" to 0.00" to +0.20" (-5.0 to 0.0 to +5.0 (mm))
 - Adjust Horizontally (Back Side)
 - 0.20" to 0.00" to +0.20" (-5.0 to 0.0 to +5.0 (mm))
 - Special Processing
 - Special Paper Processing
 - Manual Back Side Print (2-Sided Only)
 - Multi-Purpose Tray
 - Off, On
 - Drawer 1
 - Off, On
 - Drawer 2
 - Off, On
 - Rough Surface Envelope Mode
 - Off, On
 - Paper Wrinkle Correction
 - Off, On
 - Paper Curl Correction
 - Off, On
 - Rdc. Tnr Flaking from Heavy Sml. Ppr
 - Off, On
 - Reduce Thin Paper Curling
 - Off, On
 - Reduce Pr. Sticking at Output
 - Off, On
 - High Humidity Mode
 - Off, On
 - Low Humidity Mode
 - Off, On

- Reduce Ghosting 1
 - Off, On
- Rdc Condens. (Consec 2-Sd Prt)
 - Off, On
- Rdc. Wrinkles(Humidity)/Streaks
 - Off, On
- Quiet Mode
 - Off, On
- Correct Blurry Image
 - Off, Mode 1, Mode 2, Mode 3, Mode 4
- Correct Blurry Image for Copy
 - Off, Mode 1, Mode 2, Mode 3
- Rdc Blink Space Dark. After Rplc Cart.
 - Off, On
- Remove Streaks from Scan Area
 - Off, On

Settings marked with "*" may not be displayed depending on the model you are using, options, or other setting items.

Maintenance

- Clean Fixing Assembly
- Clean Feeder
- Control Condensation
 - Off, On
 - Use Fax Memory Lock, Use Fax Memory Lock + Do Not Allow Job Printing During Process

Function Settings

Common

- Paper Feed Settings
 - Paper Source Auto Selection
 - Copy
 - Multi-Purpose Tray
 - Off, On
 - Drawer 1
 - Off, On
 - Drawer 2
 - Off, On
 - Printer
 - Multi-Purpose Tray
 - Off, On
 - Drawer 1
 - Off, On
 - Drawer 2
 - Off, On
 - Receive/Fax
 - Multi-Purpose Tray
 - Off, On
 - Drawer 1
 - Off, On
 - Drawer 2
 - Off, On
 - Other
 - Multi-Purpose Tray
 - Off, On
 - Drawer 1
 - Off, On
 - Drawer 2
 - Off, On
 - Switch Paper Feed Method
 - Multi-Purpose Tray
 - Speed Priority, Print Side Priority
 - Drawer 1
 - Speed Priority, Print Side Priority
 - Drawer 2
 - Speed Priority, Print Side Priority
- Print Settings
 - Auto Delete Suspended Jobs
 - Set This Function
 - Off, On
 - Set Time
 - 0 to 5 to 240 (min.)
- Scan Settings
 - Auto Online
 - Off, On
 - Auto Offline
 - Set This Function
 - Off, On
 - Set Time
 - 1 to 5 to 60 (min.)
- Generate File
 - Output File Image Settings
 - YCbCr TX Gamma Value
 - Gamma 1.0, Gamma 1.4, Gamma 1.8, Gamma 2.2
 - OCR (Text Searchable) Settings
 - Smart Scan
 - Off, On
 - 256-bit AES Set. (Encrypt. PDF)
 - Acrobat 9.0 or Equivalent, Acrobat 10.0 or Equivalent
 - Fax Setup Guide

Settings marked with "*" may not be displayed depending on the model you are using, options, or other setting items.

Copy

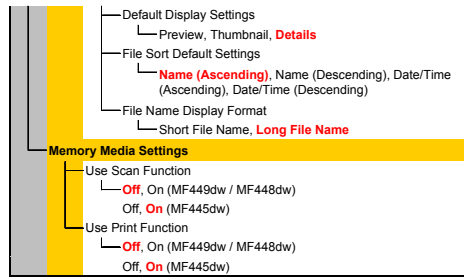
- Change Default Settings (Copy)
 - Number of Copies
 - 1 to 999
 - Paper Source
 - Multi-Purpose Tray, Drawer 1, Drawer 2, Auto Select Paper (LTR/LGL)
 - Density
 - Nine Levels
 - Adjust Background Density
 - Auto
 - Adjust (Manual)
 - Copy Ratio
 - Custom Ratio, 100% Direct, Auto, 400% Max, 200%, 129% STMT->LTR, 78% LGL->LTR, 64% LTR->STMT, 50%, 25% Min
 - 2-Sided Printing
 - Off, 1-Sided->2-Sided, 2-Sided->2-Sided, 2-Sided->1-Sided, Orig./Fin. Type
 - N on 1
 - Off, 2 on 1, 4 on 1, Layout
 - Original Type
 - Text, Text/Photo, Text/Photo (High Quality), Photo
 - Collate
 - Off, On
 - Erase Frame
 - Off, On
 - Sharpness
 - Seven Levels

Settings marked with "*" may not be displayed depending on the model you are using, options, or other setting items.

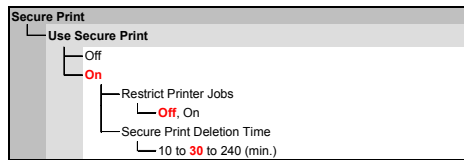
Printer

- Printer Settings
 - Prioritize Driver Settings When Printing
 - Multi-Purpose Tray
 - Prioritize Driver Settings
 - Off, On
 - Action When Size Mismatch
 - Force Output, Display Error
 - Drawer 1
 - Prioritize Driver Settings
 - Off, On

Menu Route Map



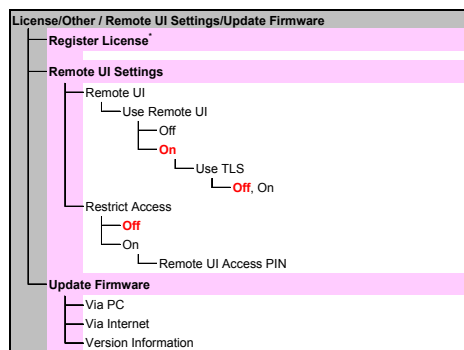
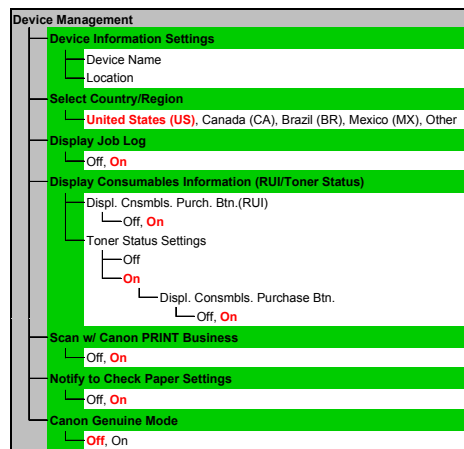
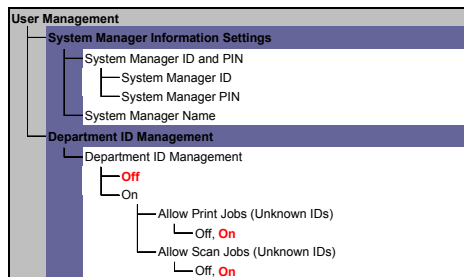
Settings marked with "*" may not be displayed depending on the model you are using, options, or other setting items.



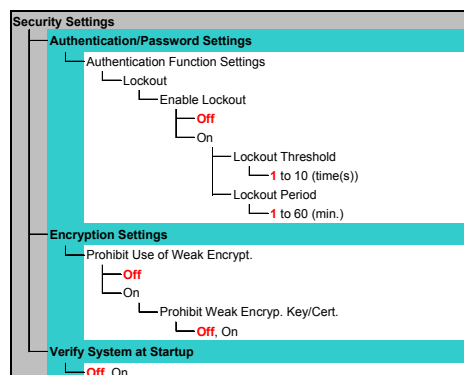
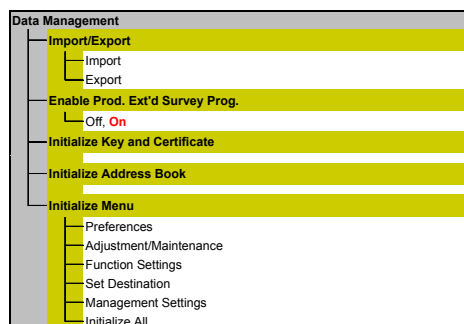
Set Destination

Address Book PIN

Management Settings



Settings marked with "*" may not be displayed depending on the model you are using, options, or other setting items.



Initialize All Data/Settings