

Menu Route Map

Preferences

- Display Settings
 - Default Screen After Startup/Restoration
 - Home, Secure Print, Status Monitor
 - Button Display Order on Home Screen
 - Language
 - English, Japanese, French, Spanish, German, Italian, Portuguese, Chinese (Simplified), Chinese (Traditional), Korean
 - Remote UI Language
 - English, Japanese, French, Spanish, German, Italian, Portuguese, Chinese (Simplified), Chinese (Traditional), Korean
 - Millimeter/Inch Entry Switch
 - Millimeter, Inch
 - Gram/Pound Switch
 - Gram, Pound
 - Displ. Timing for Cartridge Prep. Notif.
 - Auto
 - Custom
- English Keyboard Layout
 - USA Layout
 - UK Layout

Timer/Energy Settings

- Current Date/Time Settings
 - Date/Time Settings
 - Time Zone
 - (UTC-12:00) International Date Line West to (UTC-05:00) Eastern Time (US & Canada) to (UTC+14:00) Christmas Island
 - Daylight Saving Time Settings
 - Off
 - On
 - Start: Month, Week, Day
 - End: Month, Week, Day
 - Date Format
 - YYYY MM/DD, MM/DD/YYYY, DD/MM/YYYY
 - Time Format
 - 12 Hour (AM/PM), 24 Hour
 - Auto Reset Time
 - 0 (Auto Reset is disabled.), 1 to 2 to 9 (min.)
 - Function After Auto Reset
 - Default Function, Selected Function
 - Auto Sleep Time
 - 5 to 240 (min.)
 - Auto Sleep Daily Timer
 - Off
 - On
 - (0:00 to 23:59)
 - Time Settings for Auto Adjust Gradation
 - Off
 - On
 - (0:00 to 23:59)
 - Sleep Mode Exit Time Settings
 - Off
 - On
 - (0:00 to 23:59)

Network

- Select LAN
 - Wired LAN, Wireless LAN
- Wireless LAN Settings
 - SSID Settings
 - Select Access Point
 - Enter Manually
 - Security Settings
 - None
 - WEP
 - Open System
 - WEP Key 1 to 4
 - Shared Key
 - WEP Key 1 to 4
 - WPA/WPA2-PSK
 - Auto, AES - CCMP
 - WPS Push Button Mode
 - WPS PIN Code Mode
 - Power Save Mode
 - Off, On
 - Wireless LAN Info.
 - MAC Address
 - Wireless LAN Status
 - Latest Error Information
 - Channel
 - SSID Settings
 - Security Settings
 - Power Save Mode
 - Direct Connection Settings
 - Use Direct Connection
 - Off, On
 - Time Until Direct Connection Termination
 - 0 (Do not terminate session automatically), 1 to 60 (min.)
 - Access Point Mode Settings
 - Use Custom SSID
 - Off
 - On
 - SSID
 - Use Custom Network Key
 - Off
 - On
 - Network Key
 - TCP/IP Settings
 - IPv4 Settings
 - IP Address Settings
 - Auto Acquire
 - Select Protocol
 - Off, DHCP
 - Auto IP
 - Off, On
 - On
 - Manually Acquire
 - IP Address: 0.0.0.0
 - Subnet Mask: 0.0.0.0
 - Gateway Address: 0.0.0.0
 - Check Settings
 - Auto Acquire
 - Select Protocol
 - Auto IP
 - IP Address
 - Subnet Mask
 - Gateway Address
 - PING Command
 - DNS Settings
 - DNS Server Settings
 - Primary DNS Server: 0.0.0.0
 - Secondary DNS Server: 0.0.0.0
 - DNS Host/Domain Name
 - Host Name
 - Domain Name
 - DNS Dynamic Update
 - Off
 - On
 - DNS Dyn. Updt. Intrl.
 - 0 to 24 to 48 (hr.)

- mDNS Settings
 - Off
 - On
 - mDNS Name
- DHCP Option Settings
 - Acquire Host Name
 - Off, On
 - DNS Dynamic Update
 - Off, On
 - Acq. DNS Server Addr.
 - Off, On
 - Acquire Domain Name
 - Off, On
 - Acq. WINS Server Addr.
 - Off, On
 - Acquire POP Server Address
 - Off, On
- IPv6 Settings
 - Use IPv6
 - Off
 - On
 - Check Settings
 - Link-Local Address
 - Prefix Length
 - Stateless Address
 - Off
 - On
 - Check Settings
 - Stateless Address
 - Prefix Length
 - Use DHCPv6
 - Off
 - On
 - Check Settings
 - Link-Local Address
 - Prefix Length
 - DNS Settings
 - DNS Host Name/Domain Name Settings
 - Use IPv4 Host/Domain
 - Off
 - On
 - Host Name
 - Domain Name
 - DNS Dynamic Update
 - Off
 - On
 - Regist. Manual Addr.
 - Off, On
 - Regist. Stateful Addr.
 - Off, On
 - Regist. Stateless Addr.
 - Off, On
 - DNS Dynamic Update Interval
 - 0 to 24 to 48 (hr.)
 - mDNS Settings
 - Off
 - On
 - Use IPv4 Name for mDNS
 - Off
 - On
 - mDNS Name
 - DHCP Option Settings
 - Acquire DNS Server Address
 - Off, On
 - Acquire Domain Name
 - Off, On
 - WINS Settings
 - WINS Resolution
 - Off
 - On
 - WINS Server Address: 0.0.0.0
 - LPD Settings
 - LPD Print Settings
 - Off, On
 - RX Timeout
 - 1 to 5 to 60 (min.)
 - RAW Settings
 - RAW Print Settings
 - Off, On
 - RX Timeout
 - 1 to 5 to 60 (min.)
 - WSD Settings
 - WSD Print Settings
 - Use WSD Print
 - Off, On
 - Use WSD Browsing
 - Off, On
 - Use Multicast Discovery
 - Off, On
 - Use HTTP
 - Off, On
 - Use IPsec
 - Off, On
 - Port Number Settings
 - LPD
 - 1 to 515 to 65535
 - RAW
 - 1 to 9100 to 65535
 - WSD Multicast Discovery
 - 1 to 3702 to 65535
 - HTTP
 - 1 to 80 to 65535
 - Multicast Discovery
 - 1 to 427 to 65535
 - POP3
 - 1 to 110 to 65535
 - SNMP
 - 1 to 161 to 65535
 - MTU Size
 - 1300, 1400, 1500
 - SNMP Settings
 - SNMPv1 Settings
 - Off, On
 - SNMPv3 Settings
 - Off, On
 - Acquire Printer Mngt. Info. from Host
 - Off, On
 - Format Host Rsrcs. MIB to RFC2790
 - Off, On
 - Dedicated Port Set.
 - Off, On
 - Dedicated Port Authentication Method
 - Mode 1, Mode 2
 - Waiting Time for Connection at Startup
 - 0 to 300 (sec.)
 - Ethernet Driver Settings
 - Auto Detect
 - Off
 - Communication Mode
 - Half Duplex, Full Duplex
 - Ethernet Type
 - 10BASE-T, 100BASE-TX, 1000BASE-T
 - On
 - MAC Address
 - IEEE 802.1X Settings
 - Off, On

Firewall Settings

- IPv4 Address Filter
 - Outbound Filter
 - Off, On
 - Inbound Filter
 - Off, On
- IPv6 Address Filter
 - Outbound Filter
 - Off, On
 - Inbound Filter
 - Off, On
- MAC Address Filter
 - Outbound Filter
 - Off, On
 - Inbound Filter
 - Off, On
- Google Cloud Print Settings
 - Enable Google Cloud Print
 - Off, On
 - Google Cloud Print Registration Status
- Device Settings Management On/Off
 - Off, On
- Monitoring Service
 - Off, On
- RMT-SW
 - Off, On
- Initialize Network Settings

External Interface

- USB Settings
 - Use as USB Device
 - Off, On
 - Use USB Storage Device
 - Off, On

Accessibility

- Invert Screen Colors
 - Off, On
- Brightness
 - Five Levels
- Contrast
 - Seven Levels
- Message Display Time
 - 1 to 2 to 5 (sec.)
- Scrolling Speed
 - Slow, Standard, Fast
- Cursor Movement Type
 - Auto, Manual

Volume Settings

- Entry Tone
 - Off, On
- Invalid Entry Tone
 - Off, On
- Restock Supplies Tone
 - Off, On
- Warning Tone
 - Off, On
- Job Done Tone
 - Off, On
- Energy Saver Alert
 - Off, On

Adjustment/Maintenance

Adjust Image Quality

- Auto Adjust Gradation
 - Quick Adjust
- Auto Correction Settings
 - Auto Adjust Image Regularly
 - Off, When Turning Main Power ON
 - Timing for Correct Print Color Mismatch
 - After Printing First Job, When Turning Main Power ON
- Correct Print Color Mismatch

Adjust Print Position

- Multi-Purpose Tray
 - Adjust Vertically (Front Side)
 - 0.20" to 0.00" to +0.20" (-5.0 to 0.0 to +5.0 (mm))
 - Adjust Horizontally (Front Side)
 - 0.20" to 0.00" to +0.20" (-5.0 to 0.0 to +5.0 (mm))
 - Adjust Vertically (Back Side)
 - 0.20" to 0.00" to +0.20" (-5.0 to 0.0 to +5.0 (mm))
 - Adjust Horizontally (Back Side)
 - 0.20" to 0.00" to +0.20" (-5.0 to 0.0 to +5.0 (mm))
- Drawer 1
 - Adjust Vertically (Front Side)
 - 0.20" to 0.00" to +0.20" (-5.0 to 0.0 to +5.0 (mm))
 - Adjust Horizontally (Front Side)
 - 0.20" to 0.00" to +0.20" (-5.0 to 0.0 to +5.0 (mm))
 - Adjust Vertically (Back Side)
 - 0.20" to 0.00" to +0.20" (-5.0 to 0.0 to +5.0 (mm))
 - Adjust Horizontally (Back Side)
 - 0.20" to 0.00" to +0.20" (-5.0 to 0.0 to +5.0 (mm))

Special Processing

- Special Paper Processing
 - Manual Back Side Print (2-Sided Only)
 - Multi-Purpose Tray
 - Off, On
 - Drawer 1
 - Off, On
 - Rough Surface Paper Mode
 - Multi-Purpose Tray
 - Off, On
 - Drawer 1
 - Off, On
 - Env. Flap Closing Prevention
 - Off, On
 - Paper Wrinkle Correction
 - Off, Mode 1, Mode 2
 - Paper Curl Correction
 - Off, Mode 1, Mode 2
 - Reduce Paper Sticking at Output
 - Off, On
 - High Humidity Mode
 - Off, On
 - Low Humidity Mode
 - Off, On
 - Reduce Ghosting 2
 - Off, On
 - Reduce Condensation (Consec. 2-Sd Print)
 - Off, On
 - Correct Void
 - Off, On
 - Reduce Formation of Waterdrop Pattern
 - Off, On
 - Correct Blurred Image on 2nd Side
 - Off, On
 - Prevent Fogging
 - Off, On
 - Correct Color Mismatch
 - Off, On
 - Reduce Drum Streak
 - Off, On
 - Auto Detect B&W/Color Original
 - Mode 1, Mode 2
 - Reduce Faint Print After Replacing Cart.
 - Off, On

Maintenance

- Clean Fixing Assembly
- Clean ITB
- Control Condensation
 - Off
 - On
 - Allow Job Printing During Process, Do Not Allow Job Printing During Process

Function Settings

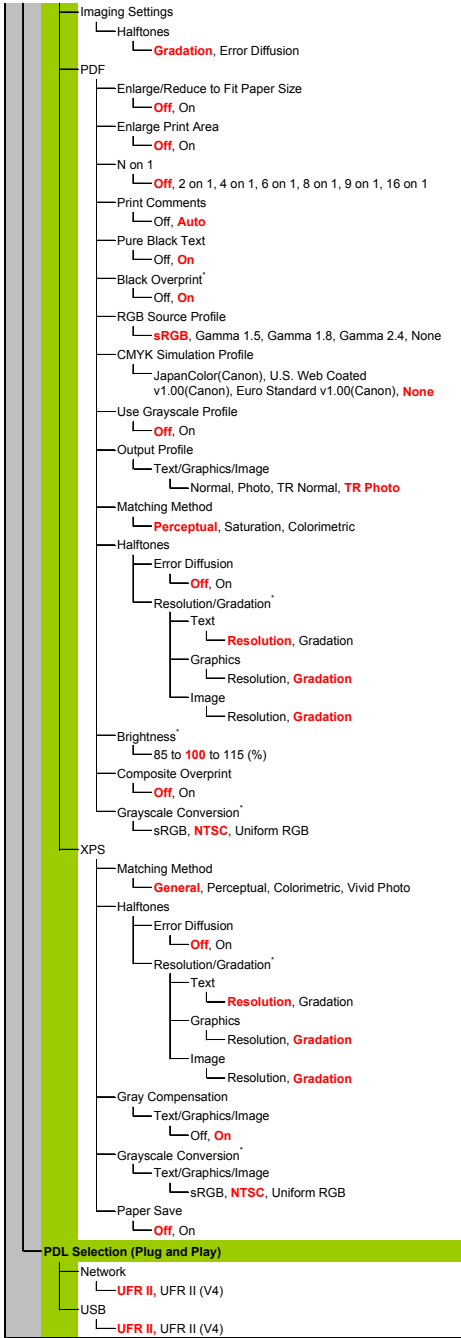
Common

- Paper Feed Settings
 - Drawer Auto Selection On/Off
 - Printer
 - Multi-Purpose Tray
 - Off, On
 - Drawer 1
 - Off, On
 - Receive
 - Multi-Purpose Tray
 - Off, On
 - Drawer 1
 - Off, On
 - Other
 - Multi-Purpose Tray
 - Off, On
 - Drawer 1
 - Off, On
 - Switch Paper Feed Method
 - Multi-Purpose Tray
 - Speed Priority, Print Side Priorit
 - Drawer 1
 - Speed Priority, Print Side Priorit

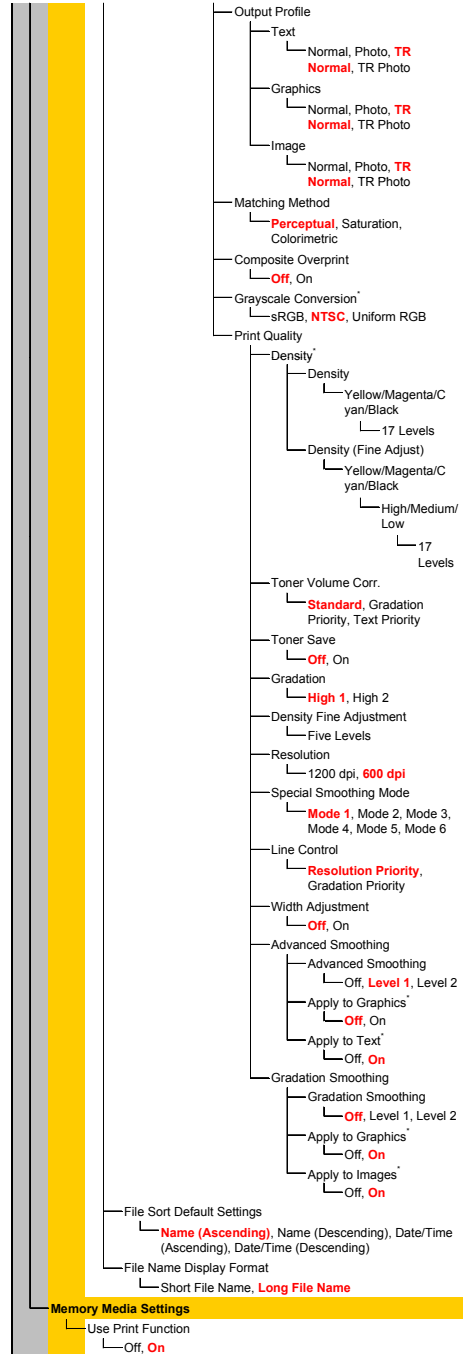
Printer

- Printer Settings
 - Action When Free Paper Size Mismatch
 - Multi-Purpose Tray
 - Force Output, Display Error
 - Drawer 1
 - Force Output, Display Error
 - Copies
 - 1 to 999
 - 2-Sided Printing
 - Off, On
 - Default Paper
 - Paper Size Override
 - Off, On
 - Print Quality
 - Density
 - Yellow/Magenta/Cyan/Black
 - 17 Levels
 - Density (Fine Adjust)
 - Yellow/Magenta/Cyan/Black
 - High/Medium/Low
 - 17 Levels
 - Toner Volume Correction
 - Standard, Gradation Priority, Text Prior
 - Toner Save
 - Off, On
 - Gradation
 - High 1, High 2
 - Density Fine Adjustment
 - Five Levels
 - Resolution
 - 1200 dpi, 600 dpi
 - Special Smoothing Mode
 - Mode 1, Mode 2, Mode 3, Mode 4, Mode 5, Mode 6
 - Line Control
 - Resolution Priority, Gradation Priority
 - Width Adjustment
 - Off
 - On
 - Text, Line, Text and Line
 - Advanced Smoothing
 - Advanced Smoothing
 - Off, Level 1, Level 2
 - Apply to Graphics
 - Off, On
 - Apply to Text
 - Off, On
 - Gradation Smoothing
 - Gradation Smoothing
 - Off, Level 1, Level 2
 - Apply to Graphics
 - Off, On
 - Apply to Images
 - Off, On
 - Layout
 - Binding Location
 - Long Edge, Short Edge
 - Gutter
 - 1.90 to 0.00 to +1.90 (inches) or -50.0 to 0.0 to +50.0 (mm)
 - Offset Short Edge (Front)
 - 2.00 to 0.00 to +2.00 (inches) or -50.0 to 0.0 to +50.0 (mm)
 - Offset Long Edge (Front)
 - 2.00 to 0.00 to +2.00 (inches) or -50.0 to 0.0 to +50.0 (mm)
 - Offset Short Edge (Back)
 - 2.00 to 0.00 to +2.00 (inches) or -50.0 to 0.0 to +50.0 (mm)
 - Offset Long Edge (Back)
 - 2.00 to 0.00 to +2.00 (inches) or -50.0 to 0.0 to +50.0 (mm)
 - Auto Error Skip
 - Off, On
 - Timeout
 - 5 to 15 to 300 (sec.)
 - Personality
 - Auto, PDF, XPS, Imaging
 - Color Mode
 - Auto (Color/B&W), Black & White
 - Compressed Image Output
 - Output, Display Error
 - Escape Tray Mode
 - Off, On
 - Speed/Prt. Side Priority for 2-Sd
 - Speed Priority, Print Side Priority
 - Prioritize MP Tray
 - Off, On
 - Check Paper Size in Tray
 - Off, On
 - Recovery Printing
 - Off, On
 - UFR II
 - HalfTones
 - Error Diffusion
 - Off, On
 - Resolution/Gradation
 - Text
 - Resolution, Gradation
 - Graphics
 - Resolution, Gradation
 - Image
 - Resolution, Gradation
 - Matching Method
 - General, Perceptual, Colorimetric, Vivid Photo
 - Gray Compensation
 - Text/Graphics/Image
 - Paper Save
 - Off, On

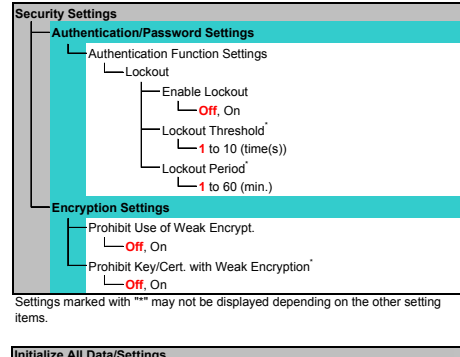
Menu Route Map



Settings marked with "*" may not be displayed depending on the other setting items.

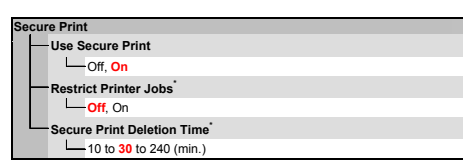
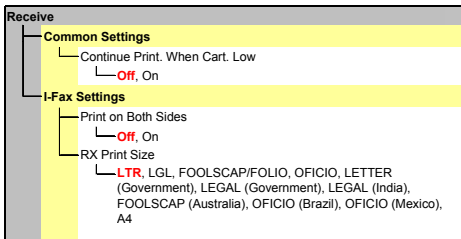


Settings marked with "*" may not be displayed depending on the other setting items.



Settings marked with "*" may not be displayed depending on the other setting items.

Initialize All Data/Settings



Settings marked with "*" may not be displayed depending on the other setting items.

Management Settings

