

Menu Route Map

Network Settings

- Select Wired/Wireless LAN
 - Wired LAN, Wireless LAN
- Wireless LAN Settings
 - WPS Push Button Mode
 - WPS PIN Code Mode
 - SSID Settings
 - Select Access Point
 - Enter Manually
 - Security Settings
 - None
 - WEP
 - Open System, Shared Key
 - WPA/WPA2-PSK
 - Auto, AES-CCMP
 - Power Save Mode
 - Off, On
 - Connection Information
 - MAC Address
 - Wireless LAN Status
 - Latest Error Information
 - Channel
 - SSID Settings
 - Security Settings
 - Power Save Mode
- Enable Direct Connection
 - Off, On
- TCP/IP Settings
 - IPv4 Settings
 - IP Address Settings
 - Auto Acquire
 - Select Protocol
 - Off, DHCP
 - Auto IP
 - Off, On
 - Manually Acquire
 - IP Address: 0.0.0.0
 - Subnet Mask: 0.0.0.0
 - Gateway Address: 0.0.0.0
 - Check Settings
 - Auto Acquire
 - IP Address
 - Subnet Mask
 - Gateway Address
 - PING Command
 - DNS Settings
 - DNS Server Settings
 - Primary DNS Server: 0.0.0.0
 - Secondary DNS Server: 0.0.0.0
 - DNS Host Name/Domain Name Settings
 - Host Name
 - Domain Name
 - DNS Dynamic Update Settings
 - Off, On
 - 0 to 24 to 48 (hr.)
 - mDNS Settings
 - Off, On
 - DHCP Option Settings
 - Acquire Host Name
 - Off, On
 - DNS Dynamic Update
 - Off, On
 - Acquire DNS Server Address
 - Off, On
 - Acquire Domain Name
 - Off, On
 - Acquire WINS Server Address
 - Off, On
 - Acquire SMTP Server Address
 - Off, On
 - Acquire POP Server Address
 - Off, On
 - IPv6 Settings
 - Use IPv6
 - Off, On, Check Settings
 - Link-Local Address
 - Prefix Length
 - Stateless Address Settings
 - Off, On, Check Settings
 - Stateless Address
 - Prefix Length
 - Use DHCPv6
 - Off, On, Check Settings
 - Stateful Address
 - Prefix Length
 - DNS Settings
 - DNS Host Name/Domain Name Settings (Use IPv4 Host/Domain)
 - Off, On
 - Host Name
 - Domain Name
 - DNS Dynamic Update Settings
 - Off, On
 - Register Manual Address
 - Off, On
 - Register Stateful Address
 - Off, On
 - Register Stateless Address
 - Off, On
 - DNS Dynamic Update Interval
 - 0 to 24 to 48 (hr.)
 - mDNS Settings
 - Off, On
 - Off(mDNS Name), On
 - DHCP Option Settings
 - Acquire DNS Server Address
 - Off, On
 - Acquire Domain Name
 - Off, On
 - WINS Settings
 - WINS Resolution
 - Off, On(WINS Server Address: 0.0.0.0)
 - LPD Settings
 - LPD Print Settings
 - Off, On
 - RX Timeout
 - 1 to 5 to 60 (min.)
 - RAW Settings
 - RAW Print Settings
 - Off, On
 - RX Timeout
 - 1 to 5 to 60 (min.)
 - WSD Settings
 - WSD Print Settings
 - Use WSD Print
 - Off, On
 - Use WSD Browsing
 - Off, On
 - WSD Scan Settings
 - Use WSD Scan
 - Off, On
 - Use Computer Scan
 - Off, On
 - Use Multicast Discovery
 - Off, On
 - Use FTP PASV Mode
 - Off, On
 - Use HTTP
 - Off, On
 - IPP Print Settings
 - Use IPP Printing
 - Off, On
 - Use SSL
 - Off, On
 - Use Network Link Scan
 - Off, On

Port Number Settings

- LPD
 - 1 to 515 to 65535
- RAW
 - 1 to 9100 to 65535
- WSD Multicast Discovery
 - 1 to 3702 to 65535
- HTTP
 - 1 to 80 to 65535
- Multicast Discovery
 - 1 to 427 to 65535
- POP3
 - 1 to 110 to 65535
- SMTP
 - 1 to 25 to 65535
- FTP
 - 1 to 21 to 65535
- SNMP
 - 1 to 161 to 65535
- MTU Size
 - 1300, 1400, 1500

SNMP Settings

- SNMPv1 Settings
 - Off, On
- SNMPv3 Settings
 - Off, On
- Acquire Printer Management Information from Host
 - Off, On

Dedicated Port Settings

- Off, On

Waiting Time for Connection at Startup

- 0 to 300 (sec.)

Ethernet Driver Settings

- MAC Address
 - Auto Detect
 - Off, On
 - Communication Mode
 - Half Duplex, Full Duplex
 - Ethernet Type
 - 10BASE-T, 100BASE-TX

IEEE 802.1X Settings

- Off, On

Device Settings Management On/Off

- Off, On

Initialize Network Settings

Preferences

Display Settings

- Default Screen after Startup/Restoration
 - Home, Copy, Fax*, Scan, Memory Media Print
- Home Screen Button Display Settings
 - Select Button to Display
 - Favorite Copy Settings
 - Favorite Fax Settings
 - Favorite Scan Settings
 - Set Display Order
 - Insert and Delete Blank
- Brightness
 - 5 Levels
- Invert Screen Colors
 - Off, On
- Millimeter/Inch Entry Switch
 - Millimeter, Inch
- Gram/Pound Switch
 - Gram, Pound
- Message Display Time
 - 1 to 2 to 5 (sec.)
- Scrolling Speed
 - Slow, Standard, Fast
- Cursor Movement Type
 - Auto, Manual
- Language
 - English, Japanese, French, Spanish, German, Italian, Portuguese, Chinese (Simplified), Chinese (Traditional), Korean
- Remote UI Language
 - English, Japanese, French, Spanish, German, Italian, Portuguese, Chinese (Simplified), Chinese (Traditional), Korean

English Keyboard Layout

- USA Layout, UK Layout

Settings marked with an asterisk (*) are only available for the MF628Cw.

Timer Settings

Date/Time Settings

- Date Format
 - YYYY MM/DD, MM/DD/YYYY, DD/MM YYYY
- Time Format
 - 12 Hour (AM/PM), 24 Hour
- Current Date/Time Settings
- Time Zone
 - UTC-12:00 to (UTC-05:00) Eastern Time (US & Canada) to UTC+14:00
- Daylight Saving Time Settings
 - Off, On
 - Start: Month, Week, Day
 - End: Month, Week, Day

Auto Reset Time

- 0=Off (Auto Reset is disabled.), 1 to 2 to 9 (min.)

Function After Auto Reset

- Default Function, Selected Function

Auto Sleep Time

- 10 to 240 (min.)

Auto Offline Time

- 0=Off (The machine remains online.), 1 to 5 to 60 (min.)

Common Settings

Drawer Auto Selection On/Off

- Copy
 - Multi-Purpose Tray
 - Off, On
 - Drawer 1
 - Off, On
- Printer
 - Drawer 1
 - Off, On
- Fax*
 - Multi-Purpose Tray
 - Off, On
 - Drawer 1
 - Off, On
- Other
 - Multi-Purpose Tray
 - Off, On
 - Drawer 1
 - Off, On

Switch Paper Feed Method

- Multi-Purpose Tray
 - Speed Priority, Print Side Priority
- Drawer 1
 - Speed Priority, Print Side Priority

Settings marked with an asterisk (*) are only available for the MF628Cw.

Copy Settings

Change Default Settings

- Number of Copies
 - 1 to 999
- Density
 - 9 Levels
- Original Type
 - Text/Photo/Map (Speed), Text/Photo/Map, Text/Photo/Map (Quality), Printed Image, Text
- Copy Ratio
 - Custom Ratio, 100% (Direct), 400% (Max), 200%, 129% STMT->LTR, 78% LGL->LTR, 64% LTR->STMT, 50%, 25% (Min)
- Paper
 - Multi-Purpose Tray, Drawer 1, Auto Select Paper (LTR/LGL)
- N on 1
 - Off, 2 on 1, 4 on 1, ID Card Copy, Select Layout
- Collate
 - Off, On
- Erase Frame
 - Off, On
- Sharpness
 - 7 Levels
- Color Balance
 - Yellow
 - 17 Levels
 - Magenta
 - 17 Levels
 - Cyan
 - 17 Levels
 - Black
 - 17 Levels
 - Fine Adjust
 - Yellow
 - High: 17 Levels
 - Medium: 17 Levels
 - Low: 17 Levels
 - Magenta
 - High: 17 Levels
 - Medium: 17 Levels
 - Low: 17 Levels
 - Cyan
 - High: 17 Levels
 - Medium: 17 Levels
 - Low: 17 Levels
 - Black
 - High: 17 Levels
 - Medium: 17 Levels
 - Low: 17 Levels

Initialize Default Settings

Fax Settings*

Basic Settings

- Register Unit Telephone Number
- Select Line Type
 - Pulse, Tone
- Off-Hook Alarm
 - 0 to 3
- Communication Management Settings
 - TX Start Speed
 - 33600 bps, 14400 bps, 9600 bps, 7200 bps, 4800 bps, 2400 bps
 - RX Start Speed
 - 33600 bps, 14400 bps, 9600 bps, 7200 bps, 4800 bps, 2400 bps
 - Archive TX Document
 - Off, On

TX Function Settings

- Change Default Setting
 - Resolution
 - 200 x 100 dpi (Normal), 200 x 200 dpi (Fine), 200 x 200 dpi (Photo), 200 x 400 dpi (Superfine), 400 x 400 dpi (Ultrafine)
 - Density
 - 9 Levels
 - Sharpness
 - 7 Levels
- Register Unit Name (Fax)
- ECM TX
 - Off, On
- Set Pause Time
 - 1 to 2 to 15 (sec.)
- Auto Redial
 - Off, On
 - Number of Times to Redial
 - 1 to 2 to 10 (times)
 - Redial Interval
 - 2 to 99 (min.)
 - Redial When Error Occurs
 - Off, On
- TX Terminal ID
 - Off, On
 - Print Position
 - Inside Image Area, Outside Image Area
 - Mark Number as: TEL/FAX
 - FAX, TEL
- Check Dial Tone Before Sending
 - Off, On
- Allow Fax Driver TX
 - Off, On
- Confirm Entered Fax Number
 - Off, On
- Restrict Sequential Broadcast
 - Off, Confirm Sequential Broadcast, Reject Sequential Broadcast
- Initialize Default Settings

RX Function Settings

- ECM RX
 - Off, On
- Incoming Ring
 - Off, On
 - 1 to 2 to 99 (times)
- Remote RX
 - Off, On
 - 00 to 25 to 99
- Switch to Auto RX
 - Off, On
 - 1 to 15 to 99 (sec.)
- Memory Lock Settings
 - Off, On
 - Memory Lock PIN
 - Report Print
 - Off, On
 - Memory Lock Time
 - Off, On
 - Memory Lock Start Time
 - Memory Lock End Time

RX Print Settings

- Reduce RX Size
 - Off, On
 - Ratio
 - Auto, 97%, 95%, 90%, 75%
 - Direction
 - Vertical/Horizontal, Vertical Only
- RX Page Footer
 - Off, On
- Continue Printing When Amount in Cartridge Is Low
 - Off, On

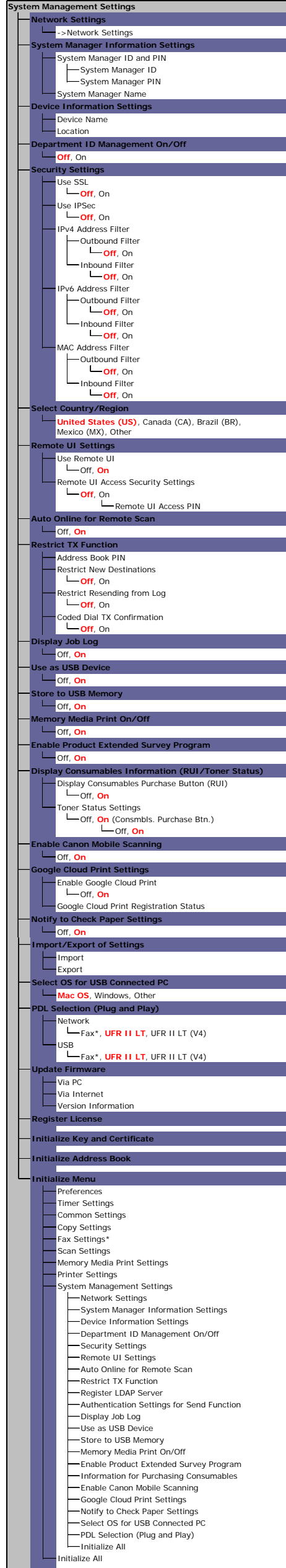
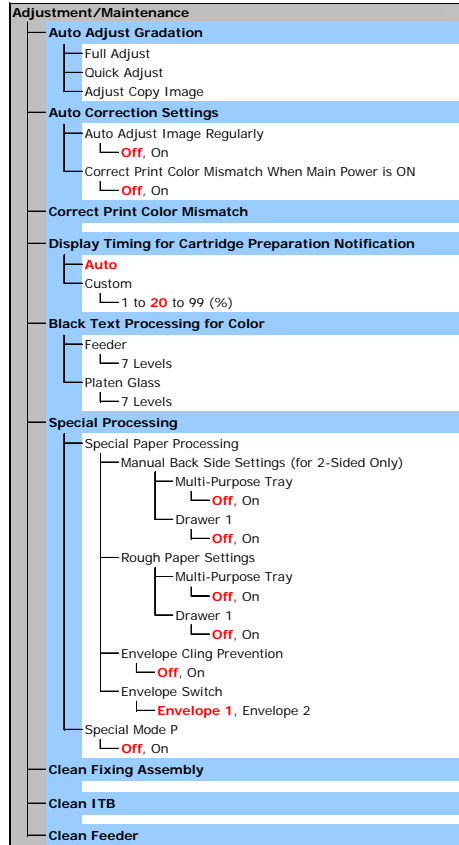
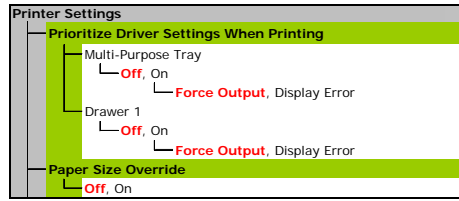
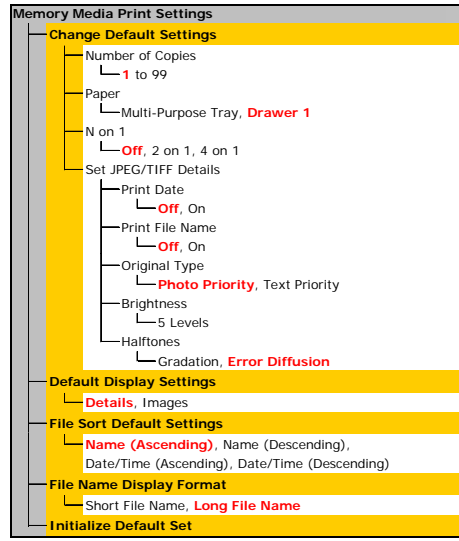
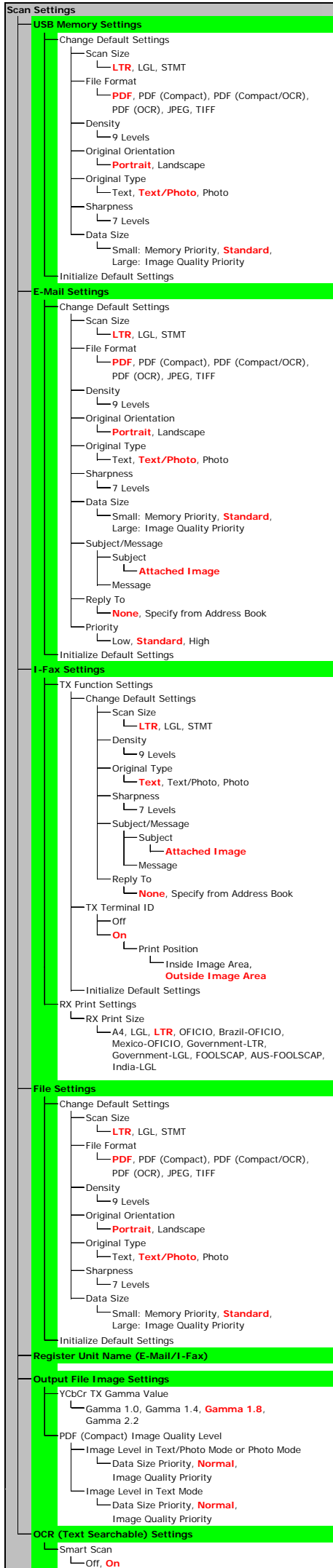
Forwarding Settings

- Enable Forwarding Settings
 - Off, On
- Print Images
 - Off, On, Only When Error Occurs
- Store Images in Memory
 - Off, On, Only When Error Occurs

Fax Setup Guide

Settings marked with an asterisk (*) are only available for the MF628Cw.

Menu Route Map



Settings marked with an asterisk (*) are only available for the MF628Cw.