

Menu Route Map

Preferences

Display Settings

- Default Screen After Startup/Restoration
 - Home, Secure Print, Status Monitor
- Button Display Order on Home Screen
- Language
 - Deutsch, English, Español, Français, Italiano, Português, 日本語, 中文(繁體), 中文(简体), 한국어
- Remote UI Language
 - English, Japanese, French, Spanish, German, Italian, Portuguese, Chinese (Simplified), Chinese (Traditional), Korean
- Millimeter/Inch Entry Switch
 - Millimeter, Inch
- Gram/Pound Switch
 - Gram, Pound
- Displ. Timing for Cartridge Prep. Notif.
 - Auto
 - Custom
- Display Notif. to Clean Fixing Assembly
 - Off, On
- Show Warnings
 - Low Cartridge Level
 - Off, On
- Action When Warning
 - Low Cartridge Level
 - Continue Printing, Stop Printing
- Display IP Address
 - Off, On

English Keyboard Layout

- USA Layout
- UK Layout

Timer/Energy Settings

Current Date/Time Settings

Date/Time Settings

- Time Zone
 - (UTC-12:00) International Date Line West to (UTC-05:00) Eastern Time (US & Canada) to (UTC+14:00) Kiribati Island
- Daylight Saving Time Settings
 - Off, On
 - Start: Month, Week, Day
 - End: Month, Week, Day
- Date Format
 - YYYY MM/DD, MM/DD/YYYY, DD/MM/YYYY
- Time Format
 - 12 Hour (AM/PM), 24 Hour
- Auto Reset Time
 - 0 (Auto Reset is disabled.), 1 to 2 to 9 (min.)
- Function After Auto Reset
 - Default Function, Selected Function
- Auto Sleep Time
 - 1 to 120 (min.)
- Auto Sleep Daily Timer
 - Off, On
 - (0:00 to 23:59)
- Sleep Mode Exit Time Settings
 - Off, On
 - (0:00 to 23:59)

Network

Select Wired/Wireless LAN

- Wired LAN, Wireless LAN

Wireless LAN Settings

- Other Connections
 - Manually Enter Network Name
 - Security Settings
 - None
 - WEP
 - WEP Key 1 to 4
 - Shared Key
 - WEP Key 1 to 4
 - WPA/WPA2-PSK
 - Auto, AES-CCMP
 - WPS Push Button Mode
 - WPS PIN Code Mode
 - Connection Settings
 - Power Save Mode
 - Off, On
 - Connection Information
 - MAC Address
 - Wireless LAN Status
 - Latest Error Information
 - Channel
 - Network Name
 - Security Settings
 - Power Save Mode

Direct Connection Settings

- Use Direct Connection
 - Off, On
- Time Until Direct Connection Termination
 - 0 (Do not terminate session automatically), 1 to 60 (min.)
- Access Point Mode Settings
 - Use Custom SSID
 - Off, On
 - SSID
 - Use Custom Network Key
 - Off, On
 - Network Key
 - Keep Enabled If SSID/Netw Key Spcfd
 - Off, On
 - Config. IP Address For Direct Conn.
 - 192.168.22.1

Easy Connection via PC

TCP/IP Settings

IPv4 Address Settings

- IP Address Settings
 - Auto Acquire
 - Select Protocol
 - Off, DHCP
 - Auto IP
 - Off, On
 - Manually Acquire
 - IP Address: 0.0.0.0
 - Subnet Mask: 0.0.0.0
 - Gateway Address: 0.0.0.0
 - Check Settings
 - Auto Acquire
 - Select Protocol
 - Auto IP
 - IP Address
 - Subnet Mask
 - Gateway Address
 - PING Command
 - DNS Settings
 - DNS Server Settings
 - Primary DNS Server: 0.0.0.0
 - Secondary DNS Server: 0.0.0.0
 - DNS Host Name/Domain Name Settings
 - Host Name
 - Domain Name

DNS Dynamic Update Settings

- Off
- On
 - DNS Dyn. Updt. Intrvl.
 - 0 to 24 to 48 (hr.)

mDNS Settings

- Off
- On
 - mDNS Name

DHCP Option Settings

- Acquire Host Name
 - Off, On
- DNS Dynamic Update
 - Off, On
- Acquire DNS Server Address
 - Off, On
- Acquire Domain Name
 - Off, On
- Acquire WINS Server Address
 - Off, On
- Acquire POP Server Address
 - Off, On

IPv6 Settings

- Use IPv6
 - Off
 - On
- Check Settings
 - Link-Local Address
 - Prefix Length
- Stateless Address Settings
 - Off
 - On
- Check Settings
 - Stateless Address
 - Prefix Length
- Use DHCPv6
 - Off
 - On
- Check Settings
 - Stateful Address
 - Prefix Length

DNS Settings

- DNS Host Name/Domain Name Settings
 - Use IPv4 Host/Domain
 - Off
 - On
 - Host Name
 - Domain Name
- DNS Dynamic Update Settings
 - Off
 - On
 - Regist. Manual Addr.
 - Off, On
 - Regist. Stateful Addr.
 - Off, On
 - Regist. Stateless Addr.
 - Off, On
 - DNS Dynamic Update Interval
 - 0 to 24 to 48 (hr.)

mDNS Settings

- Off
- On
 - Use IPv4 Name for mDNS
 - Off
 - On
 - mDNS Name

DHCP Option Settings

- Acquire DNS Server Address
 - Off, On
- Acquire Domain Name
 - Off, On

WINS Settings

- WINS Resolution
 - Off
 - On
 - WINS Server Address: 0.0.0.0

LPD Settings

- LPD Print Settings
 - Off, On
- RX Timeout
 - 1 to 5 to 60 (min.)

RAW Settings

- RAW Print Settings
 - Off, On
- RX Timeout
 - 1 to 5 to 60 (min.)

WSD Settings

- WSD Print Settings
 - Use WSD Print
 - Off, On
 - Use WSD Browsing
 - Off, On
 - Use Multicast Discovery
 - Off, On

Use HTTP

- Off, On

Use IPsec

- Off, On

Port Number Settings

- LPD
 - 1 to 615 to 65535
- RAW
 - 1 to 9100 to 65535
- WSD Multicast Discovery
 - 1 to 3702 to 65535
- HTTP
 - 1 to 80 to 65535
- Multicast Discovery
 - 1 to 427 to 65535
- POP3
 - 1 to 110 to 65535
- SNMP
 - 1 to 161 to 65535

MTU Size

- 1300, 1400, 1500

SNMP Settings

- SNMPv1 Settings
 - Off, On
- SNMPv3 Settings
 - Off, On
- Acquire Printer Mngt. Info. from Host
 - Off, On
- Format Host Rsrcs. MIB to RFC2790
 - Off, On

Dedicated Port Settings

- Off, On

Dedicated Port Authentication Method

- Mode 1, Mode 2

Waiting Time for Connection at Startup

- 0 to 300 (sec.)

Ethernet Driver Settings

- Auto Detect
 - Off
- Communication Mode
 - Half Duplex
 - Full Duplex
- Ethernet Type
 - 10BASE-T, 100BASE-TX, 1000BASE-T
- On

MAC Address

IEEE 802.1X Settings

- Off, On

Firewall Settings

- IPv4 Address Filter
 - Outbound Filter
 - Off, On
 - Inbound Filter
 - Off, On

IPv6 Address Filter

- Outbound Filter
 - Off, On
- Inbound Filter
 - Off, On

MAC Address Filter

- Outbound Filter
 - Off, On
- Inbound Filter
 - Off, On

Device Settings Management On/Off

- Off, On

Monitoring Service

RMT-SW

- Off, On

Initialize Network Settings

Settings marked with "*" may not be displayed depending on the model you are using, options, or other setting items.

External Interface

USB Settings

- Use as USB Device
 - Off, On
- Use USB Storage Device
 - Off, On

Accessibility

- Invert Screen Colors
 - Off, On
- Brightness
 - Five Levels
- Contrast
 - Seven Levels
- Message Display Time
 - 1 to 2 to 5 (sec.)
- Scrolling Speed
 - Slow, Standard, Fast
- Cursor Movement Type
 - Auto, Manual

Volume Settings

- Entry Tone
 - Off, On
- Invalid Entry Tone
 - Off, On
- Restock Supplies Tone
 - Off, On
- Warning Tone
 - Off, On
- Job Done Tone
 - Off, On
- Energy Saver Alert
 - Off, On

Adjustment/Maintenance

Adjust Image Quality

- Printer Density
 - Nine Levels
- Toner Save
 - Off, On
- Adjust Print Position
 - Multi-Purpose Tray
 - Adjust Vertically (Front Side)
 - 0.20" to 0.00" to +0.20" (-5.0 to 0.0 to +5.0 (mm))
 - Adjust Horizontally (Front Side)
 - 0.20" to 0.00" to +0.20" (-5.0 to 0.0 to +5.0 (mm))
 - Adjust Vertically (Back Side)
 - 0.20" to 0.00" to +0.20" (-5.0 to 0.0 to +5.0 (mm))
 - Adjust Horizontally (Back Side)
 - 0.20" to 0.00" to +0.20" (-5.0 to 0.0 to +5.0 (mm))
 - Drawer 1
 - Adjust Vertically (Front Side)
 - 0.20" to 0.00" to +0.20" (-5.0 to 0.0 to +5.0 (mm))
 - Adjust Horizontally (Front Side)
 - 0.20" to 0.00" to +0.20" (-5.0 to 0.0 to +5.0 (mm))
 - Adjust Vertically (Back Side)
 - 0.20" to 0.00" to +0.20" (-5.0 to 0.0 to +5.0 (mm))
 - Adjust Horizontally (Back Side)
 - 0.20" to 0.00" to +0.20" (-5.0 to 0.0 to +5.0 (mm))
 - Drawer 2
 - Adjust Vertically (Front Side)
 - 0.20" to 0.00" to +0.20" (-5.0 to 0.0 to +5.0 (mm))
 - Adjust Horizontally (Front Side)
 - 0.20" to 0.00" to +0.20" (-5.0 to 0.0 to +5.0 (mm))
 - Adjust Vertically (Back Side)
 - 0.20" to 0.00" to +0.20" (-5.0 to 0.0 to +5.0 (mm))
 - Adjust Horizontally (Back Side)
 - 0.20" to 0.00" to +0.20" (-5.0 to 0.0 to +5.0 (mm))

Special Processing

- Special Paper Processing
 - Manual Back Side Print (2-Sided Only)
 - Multi-Purpose Tray
 - Off, On
 - Drawer 1
 - Off, On
 - Drawer 2
 - Off, On
 - Rough Surface Envelope Mode
 - Off, On
 - Paper Wrinkle Correction
 - Off, On
 - Paper Curl Correction
 - Off, On
 - Rdc. Tnr Flaking from Heavy Sml. Ppr
 - Off, On
 - Reduce Thin Paper Curling
 - Off, On
- Reduce Ppr. Sticking at Output
 - Off, On
- High Humidity Mode
 - Off, On
- Low Humidity Mode
 - Off, Mode 1, Mode 2
- Reduce Ghosting 1
 - Off, On
- Reduce Condensation (Consec. 2-Sd Print)
 - Off, On
- Rdc. Wrinkles(Humidity)/Streaks
 - Off, On
- Quiet Mode
 - Off, On
- Correct Blurry Image
 - Off, Mode 1, Mode 2, Mode 3, Mode 4
- Rdc. Blink Space Dark. After Rplc Cart.
 - Off, On

Settings marked with "*" may not be displayed depending on the model you are using, options, or other setting items.

Maintenance

- Clean Fixing Assembly
- Control Condensation
 - Off, On
 - Allow Job Printing During Process, Do Not Allow Job Printing During Process

Function Settings

Common

Paper Feed Settings

- Drawer Auto Selection On/Off
 - Printer
 - Multi-Purpose Tray
 - Off, On
 - Drawer 1
 - Off, On
 - Drawer 2
 - Off, On
 - Receive
 - Multi-Purpose Tray
 - Off, On
 - Drawer 1
 - Off, On
 - Drawer 2
 - Off, On
 - Other
 - Multi-Purpose Tray
 - Off, On
 - Drawer 1
 - Off, On
 - Drawer 2
 - Off, On
- Switch Paper Feed Method
 - Multi-Purpose Tray
 - Speed Priority, Print Side Priority
 - Drawer 1
 - Speed Priority, Print Side Priority
 - Drawer 2
 - Speed Priority, Print Side Priority

Print Settings

- Auto Delete Suspended Jobs
 - Off, On
 - 0 to 5 to 240 (min.)

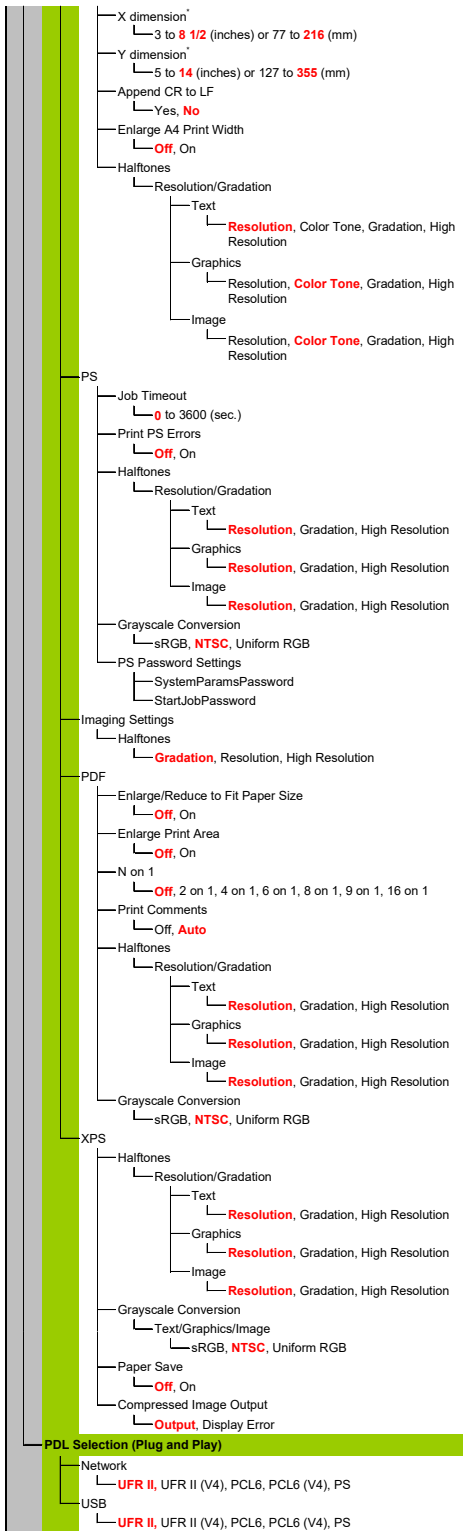
Settings marked with "*" may not be displayed depending on the model you are using, options, or other setting items.

Printer

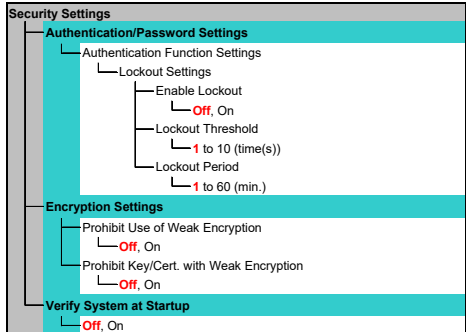
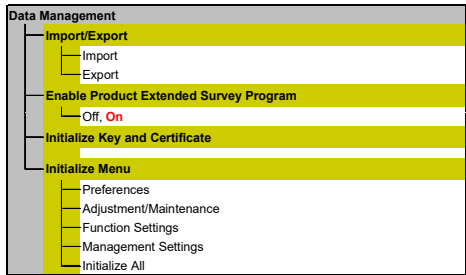

Printer Settings

- Action When Free Paper Size Mismatch
 - Multi-Purpose Tray
 - Force Output, Display Error
 - Drawer 1
 - Force Output, Display Error
 - Drawer 2
 - Force Output, Display Error
- Copies
 - 1 to 999
- 2-Sided Printing
 - Off, On
- Default Paper
 - Paper Size Override
 - Off, On
- Print Quality
 - Density
 - Density
 - 17 Levels
 - Density (Fine Adjust)
 - High/Medium/Low
 - Toner Save
 - Off, On
 - Image Refinement
 - Off, On
 - Resolution
 - 1200 dpi, 600 dpi
- Layout
 - Binding Location
 - Long Edge, Short Edge
 - Gutter
 - 1.90 to 0.00 to +1.90 (inches) or -50.0 to 0.0 to +50.0 (mm)
 - Offset Short Edge (Front)
 - 2.00 to 0.00 to +2.00 (inches) or -50.0 to 0.0 to +50.0 (mm)
 - Offset Long Edge (Front)
 - 2.00 to 0.00 to +2.00 (inches) or -50.0 to 0.0 to +50.0 (mm)
 - Offset Short Edge (Back)
 - 2.00 to 0.00 to +2.00 (inches) or -50.0 to 0.0 to +50.0 (mm)
 - Offset Long Edge (Back)
 - 2.00 to 0.00 to +2.00 (inches) or -50.0 to 0.0 to +50.0 (mm)
- Auto Error Skip
 - Off, On
- Timeout
 - 5 to 15 to 300 (sec.)
- Personality
 - Auto, PS, PCL, PDF, XPS, Imaging
- Escape Tray Mode
 - Off, On
- Speed/Print Side Priority for 2-Sided
 - Speed Priority, Print Side Priority
- Prioritize Multi-Purpose Tray
 - Off, On
- Check Paper Size in Tray
 - Off, On
- Recovery Printing
 - Off, On
- UFR II
 - Halftones
 - Resolution/Gradation
 - Text
 - Resolution, Color Tone, Gradation, High Resolution
 - Graphics
 - Resolution, Color Tone, Gradation, High Resolution
 - Image
 - Resolution, Color Tone, Gradation, High Resolution
 - Paper Save
 - Off, On
- PCL
 - Paper Save
 - Off, On
 - Orientation
 - Portrait, Landscape
 - Font Number
 - 0 to 54
 - Point Size
 - 4.00 to 12.00 to 999.75 (point)
 - Pitch
 - 0.44 to 10.00 to 99.99 (cpi)
 - Form Lines
 - 5 to 60 to 128 (lines)
 - Character Code
 - DESKTOP, ISO4, ISO6, ISO11, ISO15, ISO17, ISO21, ISO60, ISO69, ISOL1, ISOL2, ISOL5, ISOL6, ISOL9, LEGAL, MATH8, MCTEXT, MSPUBL, PC775, PC8, PC850, PC852, PC858, PC8DN, PC8TK, PC1004, PIFONT, PSMATH, PSTEXT, ROMAN8, ROMAN9, VNIN1L, VNINMATH, VNUS, WIN30, WINBAL, WINL1, WINL2, WINL5
 - Custom Paper
 - Off, On
 - Unit of Measure
 - Millimeter, Inch

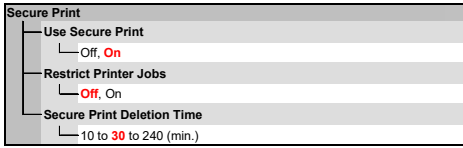
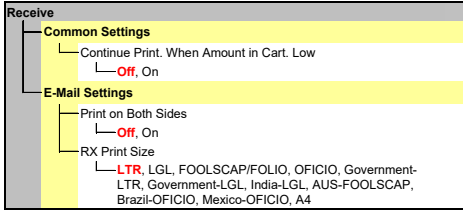
Menu Route Map



Settings marked with "*" may not be displayed depending on the model you are using, options, or other setting items.



Initialize All Data/Settings



Management Settings

